

Panasonic

COMMERCIAL FOOD SERVICES PRODUCT CATALOGUE 2026



Quality that lasts

In all Sectors

With Panasonic, you optimise your Total Cost in Ownership (TCO) and Total Value of Ownership (TVO) for the whole life of your appliance - and that's not a short time!



Save on costs

- » High energy efficiency
- » Low total operating costs
- » Long service life suitable for commercial operation



Save on time

- » Low effort with easy-to-clean design and materials
- » Maximum ergonomic efficiency for effortless work processes
- » Low maintenance



Ensure safe storage of goods

- » Guaranteed temperature stability even at peak times
- » Designed for commercial application



A focus on sustainability

- » Appliances with very low energy consumption
- » Natural refrigerant on chillers and freezers
- » Resource-saving manufacturing processes

Contents



Microwaves

Light, Medium, Heavy, Convection Oven

7



Rice Cookers

Lid And Hinged

15



Commercial Refrigerators

HP Series Upright & Under Bench

19



Commercial Freezers

HP Series Upright & Under Bench

25



Grab-N-Go Self-Contained

MultiDeck and Semi-Vertical

29



Vertical Doored Chillers

Husmann by Austral

35

The Highest Level of Precision and Reliability

At Panasonic, quality is not just a standard – it's a promise. Our products are crafted with meticulous attention to detail, ensuring superior performance, durability, and reliability in any culinary setting. From cutting-edge technologies to user-friendly designs, each product is a testament to our unwavering commitment to excellence.

Experience the difference that Panasonic products can make in your food service operations. Explore our catalogue to find a range of innovative solutions that elevate your culinary experience and set new benchmarks for quality and efficiency.

Discover excellence in every detail with the Panasonic Food Service equipment. Immerse yourself in a world where precision engineering, Japanese design, and innovation converge to deliver unparalleled quality in every product.





COMMERCIAL MICROWAVE OVENS

Panasonic offers a range of professional-grade commercial microwaves suitable for various culinary and food service applications. These microwaves are designed to withstand heavy use and deliver consistent performance in commercial kitchens, restaurants, cafes, and other food establishments.

- Stainless steel construction in & out
- Light, Medium & Heavy Duty Options
- Stackable & Compact
- Manufacturer of both Magnetron & Microwaves for Quality Control
- Field warranty support available
- Internationally used across the Food Service Sector
- Extensive Quality Control Testing



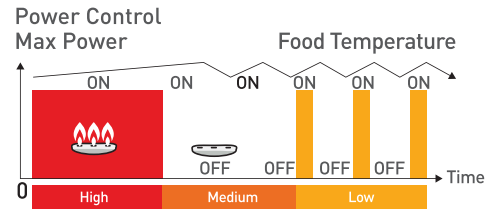
Why Inverter Microwaves Are Better

➔ The Problem With Standard Microwaves

- ▶ Magnetron delivers full power only
- ▶ “50% power” = **100% ON / 0% OFF** cycles
- ▶ Results in:
 - Burnt edges
 - Cold centres
 - Poor defrosting
 - Inconsistent results

Non-Inverter Conventional Microwave Oven

■ On/Off Power Switching

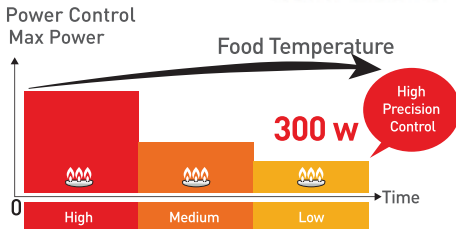


Power is controlled with simple On/Off switching, so when power is On, items are overheated

Standard Microwaves only control time, Panasonic Inverter technology also controls power. Take back control!!

Panasonic Inverter Microwave Oven

■ Linear Power Control



Power is controlled to prevent overheating, so no flavour is lost.

➔ What Inverter Technology Changes

- ▶ Inverter = **true linear power control**
 - Power output is **continuously modulated**
 - 50% power = **steady 50% energy**
 - No full-power bursts
 - Originally developed by Panasonic

**A standard microwave turns full power on and off.
An inverter microwave controls power itself — and food responds better to that.**

What This Means in Practice



Even cooking & reheating



Proper defrosting (no cooked edges)



Melt chocolate & butter cleanly



Hold proteins at safe temps without over-cooking



Up to 2× faster low-power performance



No turntable required (fits ½ GN trays)

Better Food Quality • Faster Service • Less Waste • Less Cleaning





Up to 15 times per day

NN-SF57S

General Purpose Microwave - Flatbed **INVERTER**

NN-SF57S	
EXTERNAL DIMENSIONS (MM)	W529 x H326 x D422
CAVITY DIMENSIONS (MM)	W354 x H230 x D338
POWER (W)	1000
CAPACITY (L)	27
WEIGHT (KG)	11.7
COMMERCIAL WARRANTY	1-year on site
PLUG TYPE AMPERAGE	10A



Up to 100 times per day

NE-1037

Light Duty Microwave

NE-1037	
EXTERNAL DIMENSIONS (MM)	W510 x H306 x D360
CAVITY DIMENSIONS (MM)	W330 x H205 x D330
POWER (W)	1000
CAPACITY (L)	22
WEIGHT (KG)	18.6
COMMERCIAL WARRANTY	1-year on site
PLUG TYPE AMPERAGE	10A



100 to 200 times per day

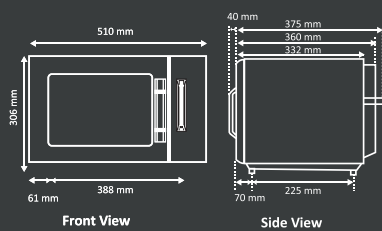
NE-1566

Medium Duty Microwave **INVERTER**

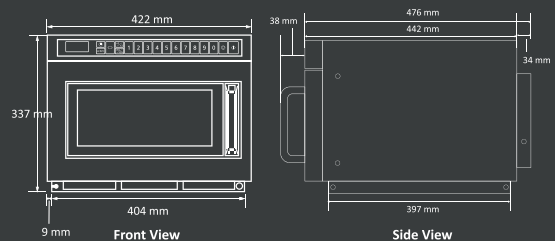
NE-1533	
EXTERNAL DIMENSIONS (MM)	W422 x H337 x D476
CAVITY DIMENSIONS (MM)	W330 x H175 x D310
POWER (W)	1500
CAPACITY (L)	18
WEIGHT (KG)	17.9
COMMERCIAL WARRANTY	2-year on site
PLUG TYPE AMPERAGE	10A



NE-1037



NE-1566



NE-1878

Heavy Duty Microwave —All Metal Door **INVERTER**



100 to 200 times per day

NE-1878	
EXTERNAL DIMENSIONS (MM)	W422 x H337 x D476
CAVITY DIMENSIONS (MM)	W330 x H175 x D310
POWER (W)	1800
CAPACITY (L)	18
WEIGHT (KG)	17.5
COMMERCIAL WARRANTY	2-year on site
PLUG TYPE AMPERAGE	15A



NE-1866

Heavy Duty Microwave **INVERTER**



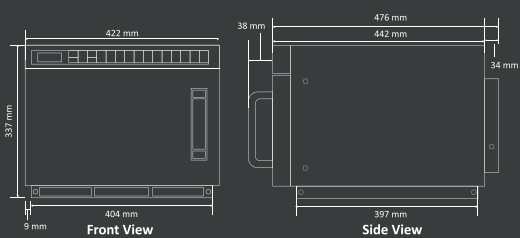
Replaces
NE-1853

100 to 200 times per day

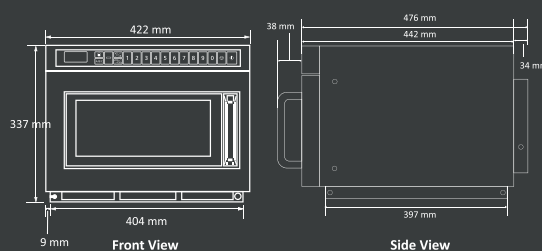
NE-1866	
EXTERNAL DIMENSIONS (MM)	W422 x H337 x D476
CAVITY DIMENSIONS (MM)	W330 x H175 x D310
POWER (W)	2650W
CAPACITY (L)	18
WEIGHT (KG)	17.9
COMMERCIAL WARRANTY	2-year on site
PLUG TYPE AMPERAGE	15A



NE-1878



NE-1866





- High speed performance
- Programmable

NE-C1275

Heavy Duty Combination Oven

NE-C1275	
EXTERNAL DIMENSIONS (MM)	W600 x H383 x D484
CAVITY DIMENSIONS (MM)	W406 x H217 x D336
POWER (W)	1150 (Microwave)
	1800 (Convection Oven)
	1800 (Grill)
CAPACITY (L)	29.6
WEIGHT (KG)	41
COMMERCIAL WARRANTY	2-year on site
PLUG TYPE AMPERAGE	15A
ACCESSORIES SUPPLIED	1 Shelf, 1 Ceramic Plate, 1 SD Card



- Stackable

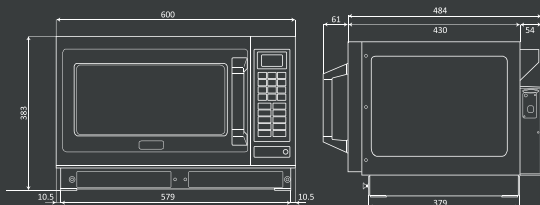
NE-SCV3

Fast Cook Convection Oven *INVERTER*

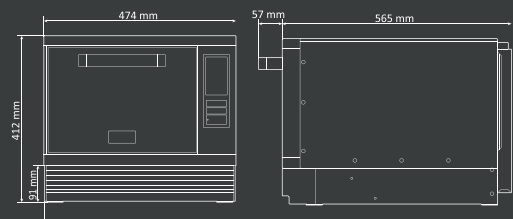
NE-SCV2	
EXTERNAL DIMENSIONS (MM)	W474 x H412 x D565
CAVITY DIMENSIONS (MM)	W270 x H110 x D330
POWER (W)	1050 (Microwave)
	1350 (Convection Oven)
	1800 (Grill)
CAPACITY (L)	10
WEIGHT (KG)	38.1
COMMERCIAL WARRANTY	2-year on site
PLUG TYPE AMPERAGE	20A (Single Phase)
ACCESSORIES SUPPLIED	Hand Paddle, Ceramic Base Plate, Teflon Mat



NE-C1275



NE-SCV3



Microwave oven Specifications



	1800 W CLASS		1500 W CLASS	1000 W CLASS
Performance Characteristics	NE-1878	NE-1866	NE-1566	NE-1037
High	1800W	1800W	1500W	1000W
Medium High	P9 90%, P8 80%, P7 70%, P6 60%	P9 90%, P8 80%, P7 70%, P6 60%	P9 90%, P8 80%, P7 70%, P6 60%	500W / Interval
Medium	P5 50%, P4 40%	P5 50%, P4 40%	P5 50%, P4 40%	-
Low	P3 30%, P2 25%	P3 30%, P2 25%	P3 30%, P2 25%	-
Defrost	P1 340W	P1 340W	P1 340W	340W / Interval
Off	P0 0%	P0 0%	P0 0%	-
Heat From Top Down	PU1 50%, PU2 25%	PU1 50%, PU2 25%	PU1 50%, PU2 25%	-
Heat From Bottom	PL1 50%, PL2 25%	PL1 50%, PL2 25%	PL1 50%, PL2 25%	-
Keypad	-	Yes	Yes	Yes
Timer Memory	Yes	30 free memory programs	30 free memory programs	10 free memory programs
Multi-Stage cooking	Yes (5 stages)	Yes (5 stages)	Yes (5 stages)	Yes (3 stages)
Two-level operation	-	-	-	-
Timer (electronic)	max. 60min	-	-	max. 99min
Door Hinge	bottom	left side	left side	left side
Adjustable Alarm	Yes	Yes	Yes	Yes
Number of Magnetrons	2 Magnetrons	2 Magnetrons	2 Magnetrons	1 Magnetrons
Air filter on the front	Yes	Yes	Yes	-
Stackable	Yes	Yes	Yes	Yes
Self diagnostics	Yes	Yes	Yes	Yes
Cycle counter	Yes	Yes	Yes	Yes
Cabinet and cavity finish stainless steel with ceramic base	Yes	Yes	Yes	Yes
Cavity Capacity	18 Litre	18 Litre	18 Litre	22 Litre
Cavity Dimensions (WxDxH)	330 x 310 x 175 mm	330 x 310 x 175 mm	330 x 310 x 175 mm	330 x 330 x 205mm
Outer Dimensions (WxDxH)	422 x 476 x 337 mm	422 x 476 x 337mm	422 x 476 x 337mm	510 x 360x 306 mm
Required Power	2650W / 11.6A	2650W / 11.6A	1500W / 9.5A	1490W / 6.6A
Supply voltage	230V / 50Hz	230-240v / 50Hz	230-240v / 50Hz	240V / 50Hz
Plug Type	15amp	15amp	10amp	10amp
Wet/net	17.5kg	17.9kg	17.9kg	18.6kg

Comination oven Specifications



ACCELERATED CLASS

Performance Characteristics	NE-SCV3	NE-C1275
High	1050W 900W 800W	1150W
Medium	700W 600W 500W	650W / Interval
Low	300W 200W	420W & 240W / Interval
Defrost	-	180W / Interval
Stand	-	Yes
Quartz Grill	High - 1915W Low - 1150W (with 100% Fan Speed)	1840W / 1500W
Hot Air	1465W (180-280°C)	1800W (100-250°C)
Combination Cooking	Combination microwave with grill, hot air, grill convection	Combination microwave with grill, hot air, grill convection
Preheat	150°C (Stand-by Preheat), 180-280°C (Intervals of 10°C)	190°C, 220°C, 240°C
Keypad	Yes (Touch Screen)	Yes
Timer Memory	999 free memory programs	99 free memory programs
Multi-Stage cooking	Yes (3 stages)	Yes (3 stages)
Memory Storage	USB transfer	SD Card
Connectivity	LAN	None
Door Hinge	bottom	left side
Adjustable Alarm	Yes	Yes
Number of Magnetrons	2 Magnetrons	2 Magnetrons
Air filter on the front	Yes	Yes
Stackable	Yes	-
Self diagnostics	Yes	Yes
Cycle counter	Yes	Yes
Cabinet and cavity finish stainless steel with ceramic base	Yes	Yes
Cavity Capacity	10 Litre	29.6 Litre
Cavity Dimensions (WxDxH)	270 x 330x 110 mm	406 x 336 x 217 mm
Outer Dimensions (WxDxH)	474 x 565 x 412 mm	600 x 484 x 383 mm
Required Power	3600W / 15.8A	2900W / 12.2A
Supply voltage	230-240V / 50Hz	230-240V / 50Hz
Plug Type	20amp	15amp
Wet/net	38.1kg	41kg
Accessories supplied	Hand Paddle, Ceramic Base Plate, Teflon Mat	1 shelf, 1 ceramic plate, 1 SD card
Support Tools	Control Hub App	-

Panasonic

PROFESSIONAL KITCHEN 食

RICE COOKERS

Panasonic's commercial rice cookers have been carefully designed to ensure evenly cooked rice time and time again in the most demanding restaurant environments.

- Uniform Cooking by Triple Coil
- Micro Switch Control for More Durability
- Product Compliant to Australian Standards
- Double Thermal Fuse for Superior Safety
- Internationally used across the Food Service Sector





23 cups

SR-GA421F
Commercial Rice Cookers

	SR-GA421F
HEIGHT (MM)	289
TOTAL LENGTH (MM)	367
STANDARD DEPTH (MM)	424
CAPACITY (L)	4.2
WARRANTY (YEAR)	1
PLUG TYPE AMPERAGE	10A



30 cups

SR-GA541F
Commercial Rice Cookers

	SR-GA541F
HEIGHT (MM)	338
TOTAL LENGTH (MM)	466
STANDARD DEPTH (MM)	558
CAPACITY (L)	5.4
WARRANTY (YEAR)	1
PLUG TYPE AMPERAGE	10A



40 cups

SR-GA721F
Commercial Rice Cookers

	SR-GA721F
HEIGHT (MM)	366
TOTAL LENGTH (MM)	466
STANDARD DEPTH (MM)	558
CAPACITY (L)	7.2
WARRANTY (YEAR)	1
PLUG TYPE AMPERAGE	15A



20 cups

SR-UH36
Commercial Rice Cookers

	SR-UH36
HEIGHT (MM)	347
TOTAL LENGTH (MM)	428
STANDARD DEPTH (MM)	384
CAPACITY (L)	3.61
WARRANTY (YEAR)	1
PLUG TYPE AMPERAGE	10A



Triple Coil for Uniform Cooking

Micro switch Control for More Durability*

Double Thermal Fuse for superior safety

Stainless Steel Lid

1 Year Warranty

Scoop Holder

Steam Vent

Dew Collector

Side, bottom & Top Heater

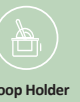
Rice cooker Specifications



Model Number	SR-GA721F	SR-GA541F	SR-GA421F	SR-UH36
Power Source	240V / 15A	240V / 10A	240V / 10A	230V/10A
Power Consumption	2500W	1800W	1550W	1400W
Pan	Non-stick	Non-stick	Non-stick	Anodised aluminium
Pan Thickness	1.95mm	1.95mm	1.95mm	1.95mm
Rice cooking	Yes	Yes	Yes	Yes
Capacity	7.2L (40 cups)	5.4L (30 cups)	4.2L (23 cups)	3.6L (20 cups)
Keep warm	5hr	5hr	5hr	12hr
Dimension (H x W x D) mm	366 x 466 x 558	366 x 466 x 558	289 x 367 x 424	347 x 428 x 384
Weight	15.0kg	13.5kg	6.4kg	8.2kg
Color	Silver	Silver	Silver	Silver
Accessories	Measuring cup. Extra bowl available as spare part on request	Measuring cup. Extra bowl available as spare part on request	Measuring cup. Extra bowl available as spare part on request	Measuring cup. Extra bowl available as spare part on request



Panasonic RICE COOKERS



Panasonic

JAPAN QUALITY



Delivering Reliability And Durability Since 1918

- Panasonic is building on the Japanese tradition of uncompromising quality control worldwide, developing and manufacturing fine products and delivering them to customers everywhere.
- In the pursuance of innovation and convenience, we continue to uphold quality completely.
- The origin of our product development can be found in this commitment, and it is part of Japan's manufacturing DNA that has been passed down in an unbroken line for generations.



Quality You Can Trust

Japan's manufacturing excellence has become a global standard. No matter where we manufacture our products, these products have passed our rigorous and uncompromising quality standards. Panasonic is totally committed to manufacturing premium products of unmatched craftsmanship and superior quality that our customers have come to expect from us.



A Century of Excellence

Panasonic was founded in 1918 by a visionary, Konosuke Matsushita in Osaka, Japan.

Since then the world has changed but our commitment in providing superior quality products of exquisite craftsmanship has remained unchanged.

Today, our brand slogan aptly encapsulates our vision of providing "A Better Life, A Better World".





COMMERCIAL REFRIGERATORS

HP SERIES UPRIGHT & UNDERBENCH

The Panasonic commercial fridge with forced evaporation and pillarless design is a great choice for the busy, modern kitchen. Now available with flexible options and 2 doors split in various widths leads to maximum utilization of floor space and ideal for storing large items.

- Tested in 43°C Environment
- Single Phase | 10Amp (Easy Installation)
- Pillarless Design Effective utilisation of full space Large items can be stored easily
- Smaller Size but Larger Capacity
- Extra Shelving Options available
- Standard Equipped Forced Evaporation System (Front breathing)





SRR-681HP(AUH) | SRR-781HP(AUH)

Single Split Door

	Slimline SRR- 681HP(AUH)	SRR- 781HP(AUH)
HEIGHT (MM)*	1995	1995
TOTAL LENGTH (MM)	620	745
STANDARD DEPTH (MM)	800	800
NET VOLUME (L)	483	610
WEIGHT (KG)	105	110
PLUG TYPE AMPERAGE	10A	10A



Temp Class 3M1
(-1°C to +5°C)



SRR-1281HP(AUH) | SRR-1581HP(AUH)

2 Door Split Door

	SRR- 1281HP(AUH)	SRR- 1581HP(AUH)
HEIGHT (MM)*	1995	1995
TOTAL LENGTH (MM)	1210	1460
STANDARD DEPTH (MM)	800	800
NET VOLUME (L)	1080	1329
WEIGHT (KG)	160	180
PLUG TYPE AMPERAGE	10A	10A



Temp Class 3M1
(-1°C to +5°C)



SRR-1881HP(AUH)

3 Door Split Door

	SRR- 1881HP(AUH)
HEIGHT (MM)*	1995
TOTAL LENGTH (MM)	1800
STANDARD DEPTH (MM)	800
NET VOLUME (L)	1669
WEIGHT (KG)	200
PLUG TYPE AMPERAGE	10A



Temp Class 3M1
(-1°C to +5°C)



Forced
Evaporation



220-240V
Single Phase



Heater
Defrost



Castors Standard
Legs available



Center Pillarless
Design



2 Year Parts
& Labour
Warranty



Product
Lockable

* Heights shown are with Castors.

SUR-1261HP(AUH) | SUR-1271HP(AUH)

2 Door Type



	Slimline SUR- 1261HP(AUH)	SUR- 1271HP(AUH)
	Slimline Type	Large Capacity Type
HEIGHT (MM)*	850	850
TOTAL LENGTH (MM)	1200	1200
STANDARD DEPTH (MM)	600	750
NET VOLUME (L)	214	280
WEIGHT (KG)	78	84
PLUG TYPE AMPERAGE	10A	10A



Temp Class 3M1
(-1°C to +5°C)



SUR-1561HP(AUH) | SUR-1571HP(AUH)

2 Door Type



	Slimline SUR- 1561HP(AUH)	SUR- 1571HP(AUH)
	Slimline Type	Large Capacity Type
HEIGHT (MM)*	850	850
TOTAL LENGTH (MM)	1500	1500
STANDARD DEPTH (MM)	600	750
NET VOLUME (L)	296	393
WEIGHT (KG)	86	95
PLUG TYPE AMPERAGE	10A	10A



Temp Class 3M1
(-1°C to +5°C)



SUR-1861HP(AUH) | SUR-1871HP(AUH)

3 Door Split Door



	Slimline SUR- 1861HP(AUH)	SUR- 1871HP(AUH)
	Slimline Type	Large Capacity Type
HEIGHT (MM)*	800	850
TOTAL LENGTH (MM)	1800	1800
STANDARD DEPTH (MM)	600	750
NET VOLUME (L)	377	495
WEIGHT (KG)	200	110
PLUG TYPE AMPERAGE	10A	10A



Temp Class 3M1
(-1°C to +5°C)



LED
Lighting



Forced
Evaporation



220-240V
Single Phase



Heater
Defrost



Castors Standard
Legs available



Center Pillarless
Design



2 Year Parts
& Labour
Warranty



Product
Lockable



BR-1261HP(AUH) | BR-1271HP(AUH)

Underbench Glass Doors

	Slimline BR- 1261HP(AUH)	BR- 1271HP(AUH)
HEIGHT (MM)*	850	850
TOTAL LENGTH (MM)	1200	1200
STANDARD DEPTH (MM)	600	750
NET VOLUME (L)	214	280
WEIGHT (KG)	88	94
PLUG TYPE AMPERAGE	10A	10A



Temp Class 3M1
(-1°C to +5°C)



BR-1561HP(AUH) | BR-1571HP(AUH)

Underbench Glass Doors

	Slimline BR- 1561HP(AUH)	BR- 1571HP(AUH)
HEIGHT (MM)*	850	850
TOTAL LENGTH (MM)	1500	1500
STANDARD DEPTH (MM)	600	750
NET VOLUME (L)	296	393
WEIGHT (KG)	96	105
PLUG TYPE AMPERAGE	10A	10A



Temp Class 3M1
(-1°C to +5°C)



BR-1861HP(AUH) | BR-1871HP(AUH)

Underbench Glass Doors

	Slimline BR- 1861HP(AUH)	BR- 1871HP(AUH)
HEIGHT (MM)*	850	850
TOTAL LENGTH (MM)	1800	1800
STANDARD DEPTH (MM)	600	750
NET VOLUME (L)	377	495
WEIGHT (KG)	114	125
PLUG TYPE AMPERAGE	10A	10A



Temp Class 3M1
(-1°C to +5°C)



LED
Lighting



Forced
Evaporation



220-240V
Single Phase



Heater
Defrost



Castors Standard
Legs available



Center Pillarless
Design



2 Year Parts
& Labour
Warranty



Product
Lockable

* Heights shown are with Castors.

SUR-1271HP(AUH)-NN | SUR-1571HP(AUH)-NN

Underbench Solid Doors [Drawer Type]



	SUR-1271HP (AUH)-NN	SUR-1571HP (AUH)-NN
	Type	Type
HEIGHT (MM)*	850	850
TOTAL LENGTH (MM)	1200	1500
STANDARD DEPTH (MM)	750	750
NET VOLUME (L)	91	138
WEIGHT (KG)	94	105
PLUG TYPE	10A	10A
AMPERAGE		



Temp Class 3M1 (-1°C to +5°C)



SUR-1271HP(AUH)-DW | SUR-1571HP(AUH)-DW

Underbench Solid Doors [Door & Drawer Type]



	SUR-1271HP (AUH)-DW	SUR-1571HP (AUH)-DW
	Type	Type
HEIGHT (MM)*	850	850
TOTAL LENGTH (MM)	1200	1500
STANDARD DEPTH (MM)	750	750
NET VOLUME (L)	185	264
WEIGHT (KG)	99	110
PLUG TYPE	10A	10A
AMPERAGE		



Temp Class 3M1 (-1°C to +5°C)



SUR-1871HP(AUH)-NNN

Underbench Solid Doors [Drawer Type]



	SUR-1861HP(AUH)
HEIGHT (MM)*	850
TOTAL LENGTH (MM)	1800
STANDARD DEPTH (MM)	750
NET VOLUME (L)	155
WEIGHT (KG)	125
PLUG TYPE	10A
AMPERAGE	



Temp Class 3M1 (-1°C to +5°C)



SUR-1871HP(AUH)-DWW

Underbench Solid Doors [Door & Drawer Type]



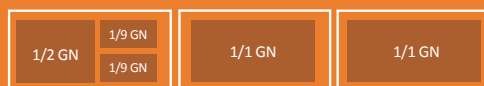
	SUR-1871HP(AUH)-DWW
HEIGHT (MM)*	850
TOTAL LENGTH (MM)	1800
STANDARD DEPTH (MM)	750
NET VOLUME (L)	267
WEIGHT (KG)	140
PLUG TYPE	10A
AMPERAGE	



Temp Class 3M1 (-1°C to +5°C)



Drawer Series GN Basin Layout



PIZZA/SANDWICH PREP BENCH



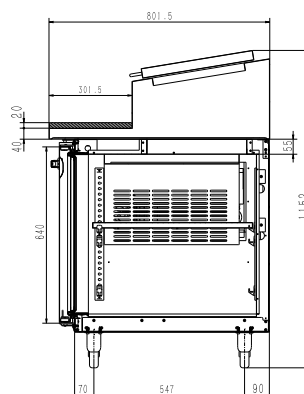
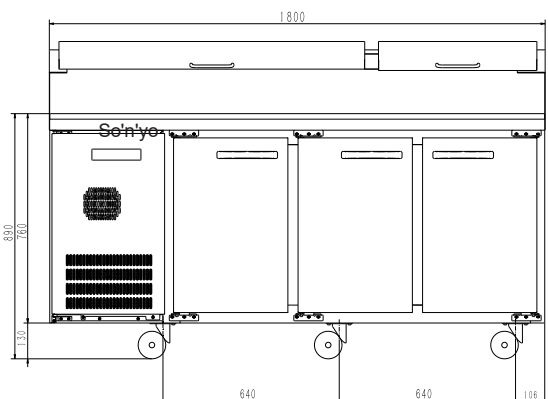
SUR 1871HPZ- (AUH)

Pizza/Sandwich Prep Bench

HEIGHT (MM)*	1150
TOTAL LENGTH (MM)	1800
DEPTH (MM)	800
NET VOLUME (L)	410
WEIGHT (KG)	140
PLUG TYPE AMPERAGE	10A



- Top mount Cutting Board
- High-quality stainless steel
- Operates reliably in ambient temperatures up to 40°C with a wide temperature range (1~+5°C).
- Designed for easy cleaning
- Anti-bacteria handles and shelves
- 9x 1/9 GN trays for maximum flexibility
- Removable 300mm x 15mm thick cutting board
- Castors as standard
- 2 year parts and labour warranty
- 2 Part top cover
- Insulated Hinged lid



LED Lighting



Forced Evaporation



220-240V Single Phase



Heater Defrost



Castors Standard Legs optional





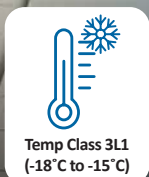
2 Year Parts & Labour Warranty

COMMERCIAL FREEZERS

HP SERIES UPRIGHT & UNDERBENCH

The Panasonic commercial freezers with forced evaporation and pillarless design is a great choice for the busy, modern kitchen. Now available with flexible options and 2 doors split in various widths leads to maximum utilization of floor space and ideal for storing large items.

- Tested in 43°C Environment
- Single Phase | 10Amp (Easy Installation)
- Pillarless Design Effective utilisation of full space Large items can be stored easily
- Smaller Size but Larger Capacity
- Extra Shelving Options available
- Standard Equipped Forced Evaporation System (Front breathing)





SRF-681HP(AUH) | SRF-781HP(AUH)

Single Split Door

	Slimline SRF- 681HP(AUH)	SRF- 781HP(AUH)
HEIGHT (MM)*	1995	1995
TOTAL LENGTH (MM)	620	745
STANDARD DEPTH (MM)	800	800
NET VOLUME (L)	483	610
WEIGHT (KG)	105	115
PLUG TYPE AMPERAGE	10A	10A



Temp Class 3L1
(-18°C to -15°C)



SRF-1281HP(AUH) | SRF-1581HP(AUH)

2 Door Split Door

	SRF- 1281HP(AUH)	SRF- 1581HP(AUH)
HEIGHT (MM)*	1995	1995
TOTAL LENGTH (MM)	1210	1460
STANDARD DEPTH (MM)	800	800
NET VOLUME (L)	1080	1329
WEIGHT (KG)	165	185
PLUG TYPE AMPERAGE	10A	10A



Temp Class 3L1
(-18°C to -15°C)



SRF-1881HP(AUH)

3 Door Split Door

	SRF- 1881HP(AUH)
HEIGHT (MM)*	1995
TOTAL LENGTH (MM)	1800
STANDARD DEPTH (MM)	800
NET VOLUME (L)	1669
WEIGHT (KG)	205
PLUG TYPE AMPERAGE	10A



Temp Class 3L1
(-18°C to -15°C)



220-240V
Single Phase



Heater
Defrost



Castors Standard
Legs available



Center Pillarless
Design



2 Year Parts
& Labour
Warranty



Product
Lockable

* Heights shown are with Castors.

SUF-1271HP(AUH)

2 Door Type



	SUF-1271HP(AUH)
HEIGHT (MM)*	850
TOTAL LENGTH (MM)	1200
STANDARD DEPTH (MM)	750
NET VOLUME (L)	280
WEIGHT (KG)	84
PLUG TYPE AMPERAGE	10A



Temp Class 3L1
(-18°C to -15°C)



SUF-1571HP(AUH)

2 Door Type



	SUF-1571HP(AUH)
HEIGHT (MM)*	850
TOTAL LENGTH (MM)	1500
STANDARD DEPTH (MM)	750
NET VOLUME (L)	393
WEIGHT (KG)	105
PLUG TYPE AMPERAGE	10A



Temp Class 3L1
(-18°C to -15°C)



SUF-1871HP(AUH)

3 Door Split Door



	SUF-1871HP(AUH)
HEIGHT (MM)*	850
TOTAL LENGTH (MM)	1800
STANDARD DEPTH (MM)	750
NET VOLUME (L)	495
WEIGHT (KG)	120
PLUG TYPE AMPERAGE	10A



Temp Class 3L1
(-18°C to -15°C)



LED Lighting



Forced Evaporation



220-240V
Single Phase



Heater
Defrost



Castors Standard
Legs available



Center Pillarless
Design



2 Year Parts
& Labour
Warranty



Product
Lockable



HUSSMANN®

GRAB'N GO

A multi-functional grab and go solution which is not only self-contained but also energy efficient.

- Self-contained
- Multi use Open Front
- Slow Release
- Night Blinds Included
- Available in Various Widths
- R290 Refrigerant



Self-Contained Multideck Chiller Open



H2TMS-10
Chiller Open



H2TMS-14
Chiller Open



H2TMS-19
Chiller Open



H2TMS-26
Chiller Open

HEIGHT (MM)	2100	HEIGHT (MM)	2100	HEIGHT (MM)	2100	HEIGHT (MM)	2100
TOTAL LENGTH (MM)	980	TOTAL LENGTH (MM)	1330	TOTAL LENGTH (MM)	1955	TOTAL LENGTH (MM)	2580
DEPTH (MM)	860	DEPTH (MM)	860	DEPTH (MM)	860	DEPTH (MM)	860
NET VOLUME (L)	529	NET VOLUME (L)	735	NET VOLUME (L)	1102	NET VOLUME (L)	1469
DISPLAY AREA (M ²)	1.409	DISPLAY AREA (M ²)	1.958	DISPLAY AREA (M ²)	2.936	DISPLAY AREA (M ²)	3.915
PLUG TYPE AMPERAGE	10A	PLUG TYPE AMPERAGE	15A	PLUG TYPE AMPERAGE	15A	PLUG TYPE AMPERAGE	20A
WARRANTY (YEAR)	2	WARRANTY (YEAR)	2	WARRANTY (YEAR)	2	WARRANTY (YEAR)	2



Temp Class 3M1
(-1°C to +5°C)



Temp Class 3M1
(-1°C to +5°C)



Temp Class 3M1
(-1°C to +5°C)



Temp Class 3M1
(-1°C to +5°C)



*Available in Black & Grey

Self-Contained Multideck Chiller Doored



H2TMDS-7
Chiller 1-Door



H2TMDS-10 & 14
Chiller 2-Door



H2TMDS-19
Chiller 3-Door



H2TMDS-26
Chiller 4-Door

HEIGHT (MM)	2100	HEIGHT (MM)	2100	HEIGHT (MM)	2100	HEIGHT (MM)	2100
TOTAL LENGTH (MM)	705	TOTAL LENGTH (MM)	980, 1330	TOTAL LENGTH (MM)	1955	TOTAL LENGTH (MM)	2580
DEPTH (MM)	860	DEPTH (MM)	860	DEPTH (MM)	860	DEPTH (MM)	860
NET VOLUME (L)	367	NET VOLUME (L)	529, 735	NET VOLUME (L)	1102	NET VOLUME (L)	1469
DISPLAY AREA (M ²)	0.811	DISPLAY AREA (M ²)	1.607, 1.918	DISPLAY AREA (M ²)	2.469	DISPLAY AREA (M ²)	3.317
PLUG TYPE AMPERAGE	10A	PLUG TYPE AMPERAGE	10A	PLUG TYPE AMPERAGE	10A	PLUG TYPE AMPERAGE	10A
WARRANTY (YEAR)	2	WARRANTY (YEAR)	2	WARRANTY (YEAR)	2	WARRANTY (YEAR)	2



Temp Class 3M1
(-1°C to +5°C)



Temp Class 3M1
(-1°C to +5°C)



Temp Class 3M1
(-1°C to +5°C)



Temp Class 3M1
(-1°C to +5°C)



Forced Evaporation



220-240V Single Phase



LED Lighting



2 Year Parts & Labour Warranty

Self-Contained Multideck Glass Door Freezer



H2TLDS-7

Freezer 1-Door



H2TLDS-14

Freezer 2-Door



H2TLDS-19

Freezer 3-Door



H2TLDS-26

Freezer 4-Door

HEIGHT (MM)	2100
TOTAL LENGTH (MM)	705
DEPTH (MM)	860
NET VOLUME (L)	239
DISPLAY AREA (M ²)	0.811
PLUG TYPE AMPERAGE	10A
WARRANTY (YEAR)	1

HEIGHT (MM)	2100
TOTAL LENGTH (MM)	1330
DEPTH (MM)	860
NET VOLUME (L)	479
DISPLAY AREA (M ²)	1.607
PLUG TYPE AMPERAGE	10A
WARRANTY (YEAR)	1

HEIGHT (MM)	2100
TOTAL LENGTH (MM)	1955
DEPTH (MM)	860
NET VOLUME (L)	718
DISPLAY AREA (M ²)	2.469
PLUG TYPE AMPERAGE	20A
WARRANTY (YEAR)	1

HEIGHT (MM)	2100
TOTAL LENGTH (MM)	2580
DEPTH (MM)	860
NET VOLUME (L)	958
DISPLAY AREA (M ²)	3.317
PLUG TYPE AMPERAGE	20A
WARRANTY (YEAR)	1



Temp Class 3L1
(-18°C to -15°C)



Temp Class 3L1
(-18°C to -15°C)



Temp Class 3L1
(-18°C to -15°C)



Temp Class 3L1
(-18°C to -15°C)



Self-Contained Multideck Hot Open



H2TH-7

Hot Open



H2TH-10

Hot Open



H2TH-14

Hot Open

HEIGHT (MM)	2100
TOTAL LENGTH (MM)	685
DEPTH (MM)	860
NET VOLUME (L)	365
DISPLAY AREA (M ²)	0.93
PLUG TYPE AMPERAGE	10A
WARRANTY (YEAR)	1

HEIGHT (MM)	2100
TOTAL LENGTH (MM)	960
DEPTH (MM)	860
NET VOLUME (L)	525
DISPLAY AREA (M ²)	1.34
PLUG TYPE AMPERAGE	15A
WARRANTY (YEAR)	1

HEIGHT (MM)	2100
TOTAL LENGTH (MM)	1310
DEPTH (MM)	860
NET VOLUME (L)	729
DISPLAY AREA (M ²)	1.86
PLUG TYPE AMPERAGE	15A
WARRANTY (YEAR)	1



Temp Class Hot
(+60 / +80 °C)



Temp Class Hot
(+60 / +80 °C)



Temp Class Hot
(+60 / +80 °C)



Forced Evaporation



220-240V
Single Phase



Heater Defrost



LED Lighting



1 Year Parts
& Labour
Warranty

Self-Contained Semi-Vertical Open



SGN141S

Display Cabinet

HEIGHT (MM)	1400
TOTAL LENGTH (MM)	650
DEPTH (MM)	720
NET VOLUME (L)	159
DISPLAY AREA (M ²)	0.42
PLUG TYPE AMPERAGE	10A
WARRANTY (YEAR)	1

SGN152S

Chiller Open

	SGN152S-1	SGN152S-2	SGN152S-C
HEIGHT (MM)	1500	1500	1500
TOTAL LENGTH (MM)	1017	1330	1530
DEPTH (MM)	760	760	760
NET VOLUME (L)	345	460	530
DISPLAY AREA (M ²)	1.46	1.81	2.10
PLUG TYPE AMPERAGE	10	10	10
WARRANTY (YEAR)	2	2	2



Temp Class 3M1
(-1°C to +5°C)



Temp Class 3M1
(-1°C to +5°C)



SUITABLE FOR FOOD & DRINKS



Forced Evaporation



220-240V Single Phase



LED Lighting



2 Year Parts & Labour Warranty



SGND153S Q4

Glass Door Hinged

	SGND153S-1	SGND153S-2	SGND153S-3	SGND153S-C
HEIGHT (MM)	1500	1500	1500	1500
TOTAL LENGTH (MM)	1017	1330	1955	1530
DEPTH (MM)	760	760	760	760
NET VOLUME (L)	400	540	805	625
DISPLAY AREA (M ²)	1.46	1.81	2.72	2.10
PLUG TYPE AMPERAGE	10	10	10	10
WARRANTY (YEAR)				2

SUITABLE FOR FOOD & DRINKS



Temp Class 3M1
(-1°C to +5°C)



SGND153S Q5

Glass Door Sliding

	SGND153S-1	SGND153S-2	SGND153S-3	SGND153S-C
HEIGHT (MM)	1500	1500	1500	1500
TOTAL LENGTH (MM)	1017	1330	1955	1530
DEPTH (MM)	760	760	760	760
NET VOLUME (L)	400	540	805	625
DISPLAY AREA (M ²)	1.46	1.81	2.72	2.10
PLUG TYPE AMPERAGE	10	10	10	10
WARRANTY (YEAR)				2

SUITABLE FOR FOOD & DRINKS



Temp Class 3M1
(-1°C to +5°C)



Forced Evaporation




220-240V
Single Phase



LED
Lighting



2 Year
Warranty



HUSSMANN

By **austral**

VERTICAL DOORED CHILLERS

Equipped with state-of-the-art natural refrigerant and inverter compressor technology and eye-level display space, this fridge offers a perfect blend of functionality and style, ensuring your products are easily accessible and irresistibly tempting.

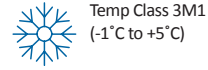
- EC fans
- Versatile merchandising solution for Grab and Go products
- Strong cabinet with metallic inner liner
- High Efficiency Inverter Technology
- Frequency controlled Electronic thermostat
- Vertical LED lights
- EE Max Range
- Environmentally friendly Natural Refrigerant





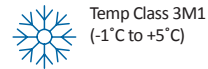
Single Door Chiller – BV520 W VS

EXTERNAL DIMENSIONS [L x W x H]	680x 615 x 2190mm
INTERNAL DIMENSIONS [L x W x H]	575 x 500 x 1675mm
GROSS/NET VOLUME (LT)	519 / 467
330ML CAN LOADING (MAX)	684
500ML BOTTLE LOADING (MAX)	344
FACING	8
TRANSPORT CONTAINER 40 HC *with extended aluminum handle	51
PLUG TYPE AMPERAGE	10A



Single Door Chiller – BV770 W VS

EXTERNAL DIMENSIONS [L x W x H]	800 x 700 x 2190mm
INTERNAL DIMENSIONS [L x W x H]	720 x 570 x 1685mm
GROSS/NET VOLUME (LT)	728 / 678
330ML CAN LOADING (MAX)	978
500ML BOTTLE LOADING (MAX)	489
FACING	10
TRANSPORT CONTAINER 40 HC *with extended aluminum handle	42
PLUG TYPE AMPERAGE	10A



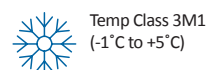
Double Door Chiller – BV1300 W VS

EXTERNAL DIMENSIONS	1200 x 735 x 2190mm
INTERNAL DIMENSIONS	1125 x 622 x 1571mm
GROSS/NET VOLUME (LT)	1142 / 1088
330ML CAN LOADING (MAX)	1306
500ML BOTTLE LOADING (MAX)	674
FACING	16
TRANSPORT CONTAINER 40 HC *with extended aluminum handle	24
PLUG TYPE AMPERAGE	10A



Triple Door Solution – BV1600 W VS

EXTERNAL DIMENSIONS	1600 x 735 x 2190mm
INTERNAL DIMENSIONS	1500 x 623 x 1545mm
GROSS/NET VOLUME (LT)	1455 / 1326
330ML CAN LOADING (MAX)	1828
500ML BOTTLE LOADING (MAX)	912
FACING	22
TRANSPORT CONTAINER 40 HC *with extended aluminum handle	21
PLUG TYPE AMPERAGE	10A



Strong Metallic Inner Liner



LED Illumination

*Supplied black internal, black external

AMERICANO
CAPPUCCINO
ESPRESSO
LATTE
FLAT LATTE
MACCHIATO
MOCHA



BEVERAGES

HOT CASE

ORDER HERE

ESPRESSO	2.50	FRAPPE	3.50
KAWAO	2.50	MACER L	2.50
KAWAO WIT	2.50	APFELS	2.50
CHAI LATTE	2.50	LIMONAU	2.50
EXTRA SAHNE	1.40	CHARTEA	2.50
EXTRA SHOT	1.20	COKA COLA	2.40
EXTRA / SOJA	3.80	FRITZ KOLA	2.40
HOT CHOCOLATE	3.00	PETER PAN	4.50



Contact Details - Australia

Customer Service

panasonic@hussmann.com

Warranty & Tech Support

warranty.aus@hussmann.com

Spare Parts

spares_au@hussmann.com

AUSTRALIA

Head Office: **Sydney**

Address: 66 Glendenning Road, Glendenning,
NSW 2761 Australia

Phone: 1300 198 476

Web: hussmann.com.au