


# HUSSmann®

## P SERIES

REMOTE MERCHANDISER

PEOPLE | PLANET | PERFORMANCE



SCAN FOR FULL  
P SERIES RANGE



Innovating Climate Solutions for A Better Future



# Introducing The **P Series** The Next Generation Platform for Retail Merchandising.

PEOPLE  
PLANET  
PERFORMANCE

---

SERVICED MEDIUM TEMPERATURE DELICATESSEN

---

MEDIUM TEMPERATURE SEMI-VERTICAL CHILLER OPEN

---

MEDIUM TEMPERATURE MULTIDECK CHILLER OPEN

---

MEDIUM TEMPERATURE MULTIDECK CHILLER DOORED

---

LOW TEMPERATURE FREEZER

---



# The P Series range of merchandisers was developed to deliver the most energy efficient refrigeration platform to date.

With meticulous attention paid to design aesthetics, energy and sustainability, and reducing installation, service and maintenance costs, the P Series was developed to have the lowest possible total cost of ownership.



Energy &  
Sustainability



Superior Food  
Quality & Safety



Optimal  
Performance



Advanced  
Merchandising



Digital & IoT  
Connectivity



PMH20 Multideck Hot with Door / Open.  
Coming Soon



## PEOPLE

### ● Passion and Drive

At Hussmann, our people drive our success. Their passion has made the P Series an award-winning product, recognised for excellence by esteemed HVAC&R industry bodies. With high performance and precision manufacturing, the P Series exceeds market expectations and reflects our commitment to sustainable, energy-efficient solutions.

### ● Aesthetics

Designed as a family range, The P Series comprises a suite of matching cases with clean lines to drive consumer engagement with any store format.

### ● Installation

A key feature of the P Series is the ease of installation and seamless line ups.

### ● Quality

Hussmann prides itself on quality. Our engineering design philosophy and methodology is based on years of feedback from customers, contractors, consumers and team members.

### ● Safety & Ergonomics

Hussmann's precision engineering to ISO standards ensures products are purpose-built, accessible, and ergonomically designed for user comfort.

## PLANET

### ● Energy Savings

Our P Series is one of the most efficient case in terms of energy that Hussmann Oceania has designed.

### ● Sustainability

We have designed P Series with sustainability in mind, as our most sustainable range yet.

### ● EEI

We will meet all Australian and New Zealand EEI requirements with maximum rebates.

### ● Life Cycle

Designed with longevity in mind, the P Series cases is made from premium quality standards therefore lasting longer and cheaper to repair and refurbish, extending product life.

## PERFORMANCE

### ● Structure

P Series is built with extensive computer analysis such as CFD & structural analysis to ensure the asset delivers over 15 years of utilisation in the field.

### ● Future Proof

P Series offers the option of retrofitting doors with ease and low cost and allows easy upgrades on facelift and maintenance, again ensuring lowest total cost of ownership.

### ● Innovation

Optional CaseConnect® IoT platform reduces electricity usage further, maintenance costs and operational cost to increase Total Cost of ownership




# Engineered for Performance and Premium Merchandising

At Hussmann, we bring together a rich heritage of over a century of experience, combining quality design, engineering, and precise manufacturing to deliver products that stand the test of time and offer a lower cost of ownership. Our commitment to sustainability and serving our communities has earned us the trust of long-standing customers, making us their go-to partner. As a proud member of the Panasonic family, we are grounded by deep values and dedicated to providing you with premium products that meet the highest standards of quality.

Our new P Series cases have been engineered to deliver exceptional energy savings of up to 20-40%, surpassing market standards.





**PSM16** Semi-vertical  
Available heights: 1500mm, 1600mm



# Sustainability Program

Husmann's sustainability focus drives its case design to prioritise energy efficiency, reduced environmental impact, and improved product lifespan, resulting in innovative solutions for its customers.

The Husmann ESG framework is based on four pillars:

- Engaged Partners
- Protected Planet
- Innovative Products & Systems
- Thriving People







## Engaged Partners

### Our Promise

We contribute to our industry and partners by sharing information and resources that promote more sustainable decisions.

### Our Focus areas

- ESG communication
- Enhancing industry's sustainability
- Community engagement
- Engagement with First Nations people



## Protected Planet

### Our Promise

We keep the highest operational standards, while reducing our negative impacts and addressing our risks.

### Our Focus Areas

- Emissions from operations
- Packaging and waste management
- Sustainable and ethical procurement and human rights and modern slavery



## Innovative Products & Systems

### Our Promise

We remain agile and flexible by quickly adapting to new technologies and embracing challenges.

### Our Focus Areas

- Innovation, technology & partnerships
- Energy efficiency of our products
- Recyclability and circularity
- Digital strategy



## Thriving People

### Our Promise

We foster a diverse and safe work culture that supports and celebrates our people.

### Our Focus Areas

- Employee engagement and retention
- Employee health, safety, and well-being



# Our Commitment: **People, Planet, Performance** – Reducing Your Energy Costs and Carbon Footprint

- ✓ Shelf depth variety to optimise merchandising
- ✓ Precise food storage temperature to maintain product compliance
- ✓ Low Total Energy Consumption (TEC)
- ✓ Longer merchandising shelf life
- ✓ Simple to install and maintain

A seamless alignment that reflects premium design, elevating store aesthetics and enhancing customer engagement.

Designed as a family range, comprising a suite of matching cases with clean lines to drive consumer engagement with any store format.

Superior LED lighting for improved and optimal product presentation.

Our most energy efficient offering up to 20-40%. Internal curvature provides optimum airflow, reducing energy consumption.

Maximum merchandising space for efficient use of space and product layouts.

Our zero-defrost feature eliminates downtime and maintains optimal cooling performance without the need for manual defrosting.

Quality built for a premium look, premium feel and premium performance.

Night blinds for after-hours efficiency reducing temperature loss and to keep refrigeration running optimally when the store is closed.

Fully frameless / semi frameless (low-medium temperature) door design offers a maximum tailored product visibility.







**PMM20 Multideck**  
Available heights: 2050mm, 2200mm

# P Series Range

---

MULTIDECK OPEN DISPLAY CABINETS

---

MULTIDECK DOORED DISPLAY CABINETS

---

SEMI VERTICAL OPEN DISPLAY CABINETS - 1500 HIGH

---

SEMI VERTICAL OPEN DISPLAY CABINETS - 1600 HIGH

---

SEMI VERTICAL DOORED DISPLAY CABINETS - 1500 HIGH

---

SEMI VERTICAL DOORED DISPLAY CABINETS - 1600 HIGH

---

UPRIGHT GLASS DOOR FREEZER

---

DELICATESSEN RANGE

---

HOT DISPLAY

---

MULTIDECK REMOTE MERCHANDISER

---

SEMI-VERTICAL REMOTE MERCHANDISER

---

GLASS DOOR FREEZER REMOTE MERCHANDISER

---

DELICATESSEN REMOTE MERCHANDISER

---

MULTIDECK SELF SERVE HOT REMOTE MERCHANDISER

---

MULTIDECK LIQUOR

---



- All dimensions are shown in millimetres (mm) unless otherwise stated. Dimensions and features are subject to change. Please obtain current technical information prior to order confirmation.
- We reserve the right to change or revise specifications and product design in connection with any feature of our products. Such changes do not entitle the buyer to corresponding changes, improvements, additions or replacements for equipment previously sold or shipped.



## MULTIDECK OPEN DISPLAY CABINETS

---



### Multideck Dairy

**Model No:** PMN20F3R-nD  
**Temperature:** 3M1  
**Function:** Remote  
**Height:** 2050mm



### Multideck Produce

**Model No:** PMN20F3P-nP  
**Temperature:** 3M1  
**Function:** Remote  
**Height:** 2050mm



### Multideck Meat

**Model No:** PMM20F3U-nM  
**Temperature:** 3M0  
**Function:** Remote  
**Height:** 2050mm



### Multideck Specialty

**Model No:** PMN20F3R-nX  
**Temperature:** 3M1  
**Function:** Remote  
**Height:** 2050mm

## MULTIDECK DOORED DISPLAY CABINETS

---



### Multideck Dairy with Door

**Model No:** PMM20F3R-nD  
**Temperature:** 3M1  
**Function:** Remote  
**Height:** 2050mm



### Multideck Produce with Door

**Model No:** PMM20F3P-nP  
**Temperature:** 3M1  
**Function:** Remote  
**Height:** 2050mm



### Multideck Meat with Door

**Model No:** PMM20F3U-nM  
**Temperature:** 3M0  
**Function:** Remote  
**Height:** 2050mm



### Multideck Specialty with Door

**Model No:** PMM20F3R-nX  
**Temperature:** 3M1  
**Function:** Remote  
**Height:** 2050mm



### Multideck Meat with Door

**Model No:** PMM22F3U-nM  
**Temperature:** 3M0  
**Function:** Remote  
**Height:** 2200mm

# P Series Range

## SEMI-VERTICAL OPEN DISPLAY CABINETS - 1500 HIGH

---



### Multideck Dairy

**Model No:** PSN15E3U-nD  
**Temperature:** 3M1  
**Function:** Remote  
**Height:** 1500mm



### Multideck Produce

**Model No:** PSN15E3U-nP  
**Temperature:** 3M1  
**Function:** Remote  
**Height:** 1500mm



### Multideck Meat

**Model No:** PSN15E3U-nM  
**Temperature:** 3M0  
**Function:** Remote  
**Height:** 1500mm



### Multideck Specialty

**Model No:** PSN15E3U-nX  
**Temperature:** 3M1  
**Function:** Remote  
**Height:** 1500mm

## SEMI-VERTICAL OPEN DISPLAY CABINETS - 1600 HIGH

---



### Multideck Dairy

**Model No:** PSN16E3U-nD  
**Temperature:** 3M1  
**Function:** Remote  
**Height:** 1600mm



### Multideck Produce

**Model No:** PSN16E3U-nP  
**Temperature:** 3M1  
**Function:** Remote  
**Height:** 1600mm



### Multideck Meat

**Model No:** PSN16E3U-nD  
**Temperature:** 3M0  
**Function:** Remote  
**Height:** 1600mm



### Multideck Specialty

**Model No:** PSN16E3U-nX  
**Temperature:** 3M1  
**Function:** Remote  
**Height:** 1600mm

## SEMI-VERTICAL DOORED DISPLAY CABINETS - 1500 HIGH

---



### Multideck Dairy with Door

**Model No:** PSM15E3U-nD  
**Temperature:** 3M1  
**Function:** Remote  
**Height:** 1500mm



### Multideck Produce with Door

**Model No:** PSM15E3U-nP  
**Temperature:** 3M1  
**Function:** Remote  
**Height:** 1500mm



### Multideck Meat with Door

**Model No:** PSM15E3U-nM  
**Temperature:** 3M0  
**Function:** Remote  
**Height:** 1500mm



### Multideck Specialty with Door

**Model No:** PSM15E3U-nX  
**Temperature:** 3M1  
**Function:** Remote  
**Height:** 1500mm

## SEMI-VERTICAL DOORED DISPLAY CABINETS - 1600 HIGH

---



### Multideck Dairy with door

**Model No:** PSM16E3U-nD  
**Temperature:** 3M1  
**Function:** Remote  
**Height:** 1600mm



### Multideck Produce with door

**Model No:** PSM16E3U-nP  
**Temperature:** 3M1  
**Function:** Remote  
**Height:** 1600mm



### Multideck Meat with Door

**Model No:** PSM16E3U-nM  
**Temperature:** 3M0  
**Function:** Remote  
**Height:** 1600mm



### Multideck Specialty with Door

**Model No:** PSM16E3U-nX  
**Temperature:** 3M1  
**Function:** Remote  
**Height:** 1600mm

## UPRIGHT GLASS DOOR FREEZER

---



### Glass Door Freezer

**Model No:** PGL20F3R-nZ

**Temperature:** 3L1

**Function:** Remote

**Height:** 2050mm



### Glass Door Freezer

**Model No:** PGL22F3R-nZ

**Temperature:** 3L1

**Function:** Remote

**Height:** 2200mm

## DELICATESSEN RANGE

---



### Service Deli Display Cabinet

**Model No:** PDM11F5R-nX

**Temperature:** 3M1

**Function:** Remote

**Height:** 1170mm



COMING  
SOON

### Service Seafood Display Cabinet

**Model No:** PCM11F5U-nF

**Temperature:** 3M0

**Function:** Remote

**Height:** 1170mm

## HOT DISPLAY

---



COMING  
SOON

### Self Serve Display Cabinet

**Model No:** PSH15E3X-nH

**Temperature:** Hot

**Function:** Plug In

**Height:** 1405mm



COMING  
SOON

### Multideck Hot Open

**Model No:** PMH20F3R-nH

**Temperature:** Hot

**Function:** Plug In

**Height:** 2050mm



A large, multi-tiered refrigerated display case filled with various fresh fruits and vegetables. The case has a black frame and glass front. Inside, there are several shelves holding different types of produce: leafy greens, tomatoes, bell peppers, and other vegetables. The lighting is bright, highlighting the freshness of the items.

Technical drawing of the EKO-PLATE showing front and side views with dimensions.

**Front View Dimensions:**

- Overall width: 1585
- Overall height: 2050
- Top panel width: 995
- Internal width (top): 510
- Internal width (bottom): 655
- Right side panel height: 1760
- Bottom right corner offset: 275
- Bottom right corner offset (small): 145
- Bottom panel width (left): 935
- Bottom panel width (right): 1080

**Side View Dimensions:**

- Overall width: 1250, \*1650, 1875, 2000C, 2500, 3750
- Top panel height: 42
- Side panel height: 960
- Internal height (top): 850
- Internal height (bottom): 935
- Bottom panel height: 1080
- Bottom panel width (left): 200
- Bottom panel width (middle): 150
- Bottom panel width (right): 200

**Notes:**

- \*REFER SERVICES FOR L/H/RH DOWN END ON SEPARATE PAGE
- EKO-PLATE LOCATION

The technical drawing consists of two parts: a front view (top) and a side view (bottom).

**Front View Dimensions:**

- Total width: 1585
- Total height: 2050
- Top panel width: 995
- Left side panel height: 230
- Internal shelf width: 500
- Shelf angle: 15°
- Shelf depth: 80
- Shelf length: 655
- Right side panel height: 1760
- Bottom panel width: 935
- Bottom panel depth: 1080
- Door handle offset: 145
- Door thickness: 275

**Side View Dimensions:**

- Top panel depth: 42
- Left side panel depth: 50
- Internal shelf depth: 850
- Right side panel depth: 935
- Bottom panel depth: 1080
- Door handle offset: 200
- Door thickness: 150
- Door offset: 200

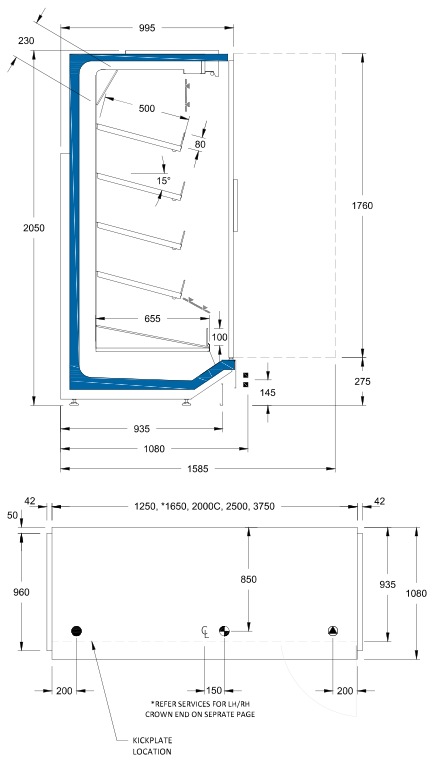
\*REFER SERVICES FOR LHM CROWN END ON SEPARATE PAGE

18 | Hussmann

## MULTIDECK REMOTE MERCHANDISER



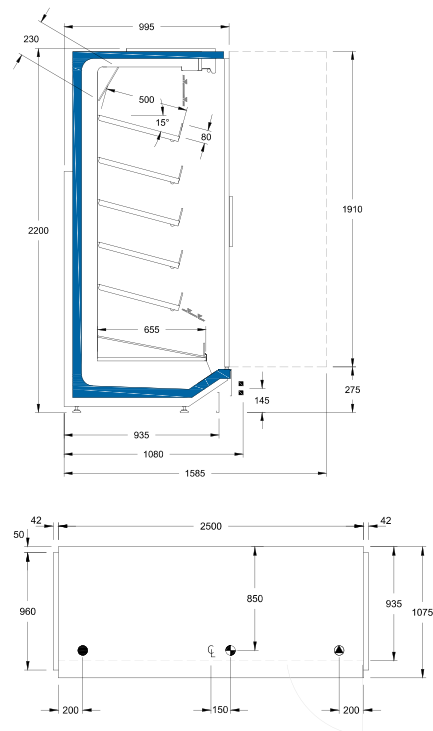
**PMM20F3U-nM**  
**Multideck Door Meat**



**Height (mm):** 2050  
**Length excl. ends (mm):** 1250, 1875, 2500, 3750  
**Length for crown ends (mm):** 1650, 2000  
**Depth (mm):** 1080  
**Temperature Class:** 3M0 (-1°C to +4°C)



**PMM22F3U-nM**  
**Multideck Door Meat**

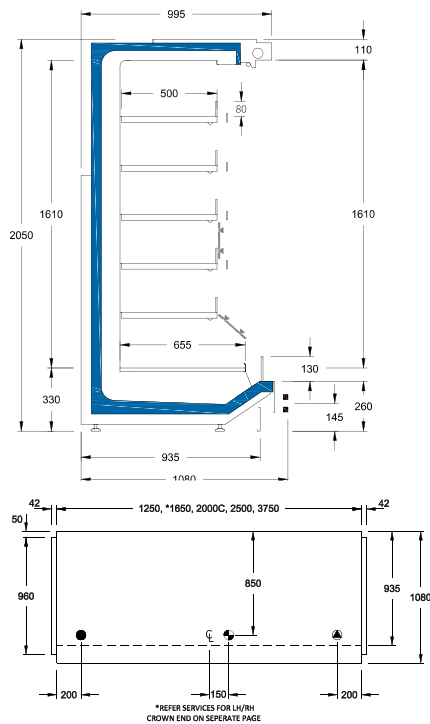


**Height (mm):** 2200  
**Length excl. ends (mm):** 1250, 1875, 2500, 3750  
**Length for crown ends (mm):** 2000  
**Depth (mm):** 1080  
**Temperature Class:** 3M0 (-1°C to +4°C)

## MULTIDECK REMOTE MERCHANDISER



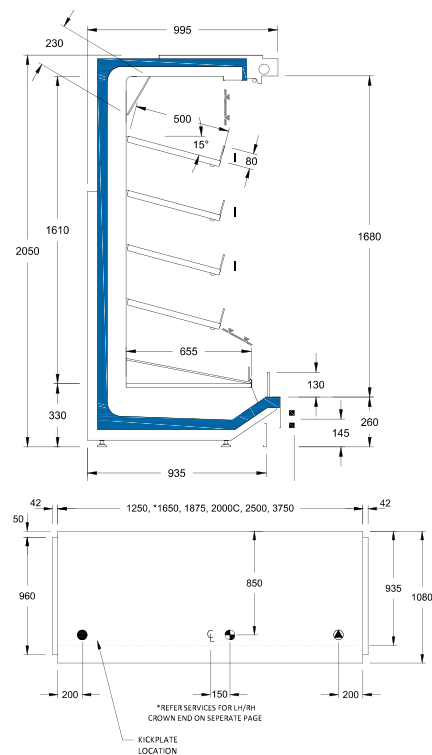
**PMN20F3R-nD**  
**Multideck Open Dairy**



**Height (mm):** 2050  
**Length excl. ends (mm):** 1250, 1875, 2500, 3750  
**Length for crown ends (mm):** 1610, 2000  
**Depth (mm):** 1080  
**Temperature Class:** 3M1 (-1°C to +5°C)



**PMN20F3P-nP**  
**Multideck Open Produce**



**Height (mm):** 2050  
**Length excl. ends (mm):** 1250, 1875, 2500, 3750  
**Length for crown ends (mm):** 1680, 2000  
**Depth (mm):** 1080  
**Temperature Class:** 3M1 (-1°C to +5°C)

- 🌀 DRAIN
- ELECTRICAL
- ▲ REFRIGERATION



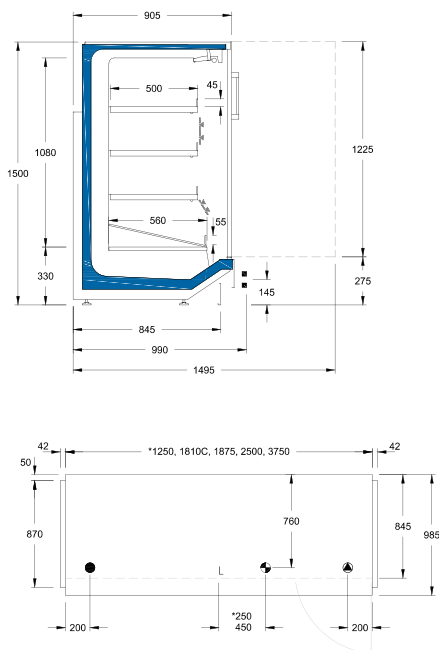
## SEMI-VERTICAL REMOTE MERCHANDISER

### AVAILABLE SIZES

1500 mm  
1600 mm



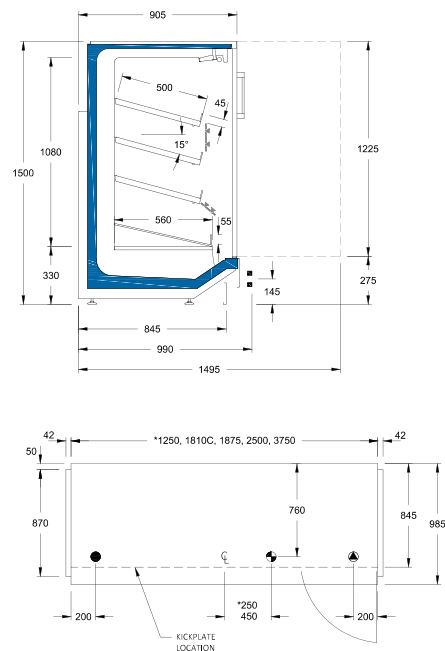
**PSM15E3U-nD**  
**Semi-Vertical Door Dairy**



**Height (mm):** 1500  
**Length excl. ends (mm):** 1250, 1875, 2500, 3750  
**Length for crown ends (mm):** 1810  
**Depth (mm):** 980  
**Temperature Class:** 3M1 (-1°C to +5°C)



**PSM15E3U-nP**  
**Semi Vertical Door Produce**



**Height (mm):** 1500  
**Length excl. ends (mm):** 1250, 1875, 2500, 3750  
**Length for crown ends (mm):** 1810  
**Depth (mm):** 980  
**Temperature Class:** 3M1 (-1°C to +5°C)

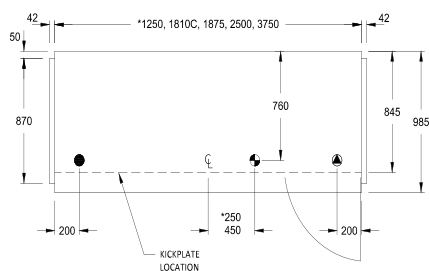
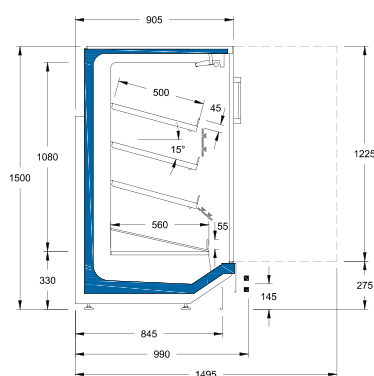
## SEMI-VERTICAL REMOTE MERCHANDISER

### AVAILABLE SIZES

1500 mm  
1600 mm



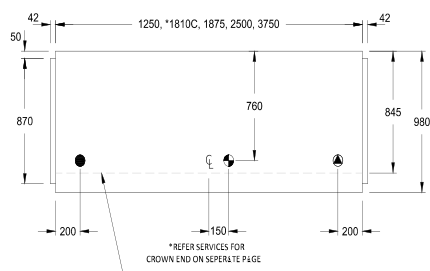
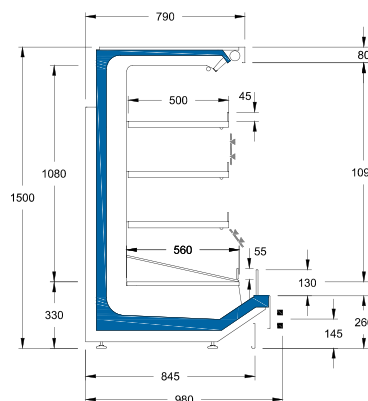
**PSM15E3U-nM**  
**Semi Vertical Door Meat**



**Height (mm):** 1500  
**Length excl. ends (mm):** 1250, 1875, 2500, 3750  
**Length for crown ends (mm):** 1810  
**Depth (mm):** 980  
**Temperature Class:** 3M0 (-1°C to +4°C)



**PSN15E3U-nD**  
**Semi Vertical Open Dairy**



**Height (mm):** 1500  
**Length excl. ends (mm):** 1250, 1875, 2500, 3750  
**Length for crown ends (mm):** 1810  
**Depth (mm):** 980  
**Temperature Class:** 3M1 (-1°C to +5°C)

- ☉ DRAIN
- ELECTRICAL
- ▲ REFRIGERATION

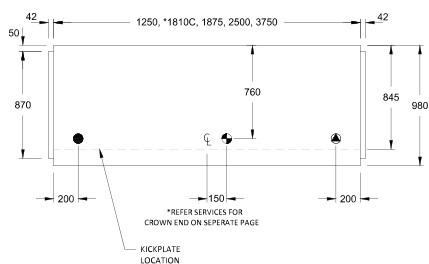
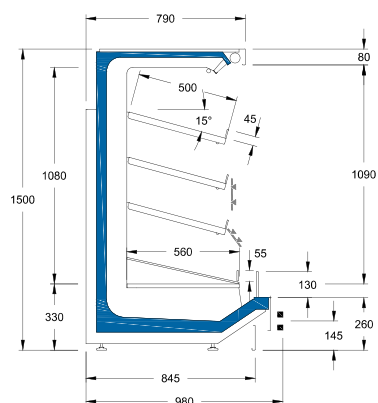
## SEMI-VERTICAL REMOTE MERCHANDISER

### AVAILABLE SIZES

1500 mm  
1600 mm



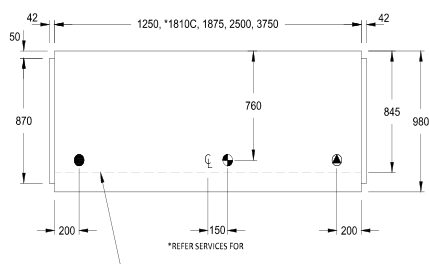
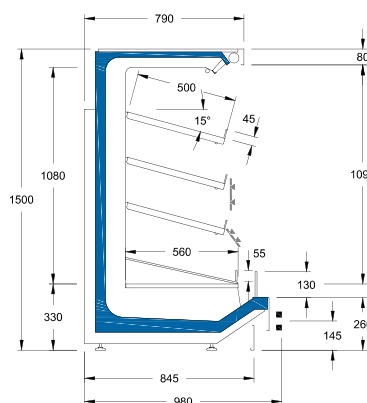
**PSN15E3U-nP**  
**Semi Vertical Open Produce**



**Height (mm):** 1500  
**Length excl. ends (mm):** 1250, 1810C, 1875, 2500, 3750  
**Length for crown ends (mm):** 1810  
**Depth (mm):** 980  
**Temperature Class:** 3M1 (-1°C to +5°C)



**PSN15E3U-nM**  
**Semi Vertical Open Meat**



**Height (mm):** 1500  
**Length excl. ends (mm):** 1250, 1810C, 1875, 2500, 3750  
**Length for crown ends (mm):** 1810  
**Depth (mm):** 980  
**Temperature Class:** 3M0 (-1°C to +4°C)

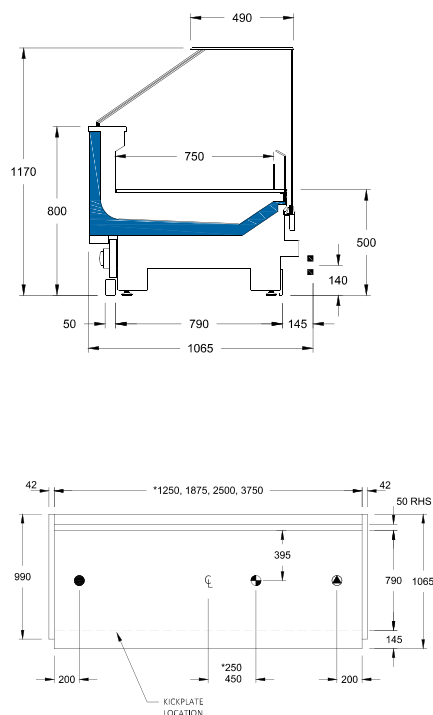




## DELICATESSEN REMOTE MERCHANDISER



**PDM11F5R-nX**  
**Serviced Deli Display Cabinet**

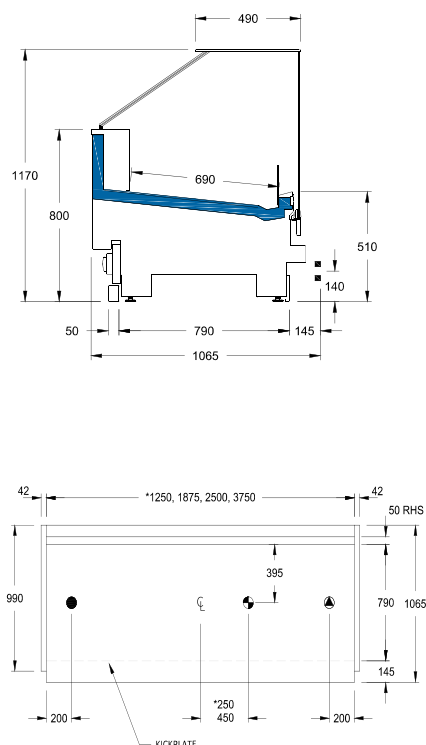


**Height (mm):** 1170  
**Length excl. ends (mm):** 1250, 1875, 2500, 3750  
**Depth (mm):** 1065  
**Temperature Class:** 3M1 (-1°C to +5°C)



COMING  
SOON

**PCM11F5T-nF**  
**Serviced Cold Plate Cabinet Seafood**

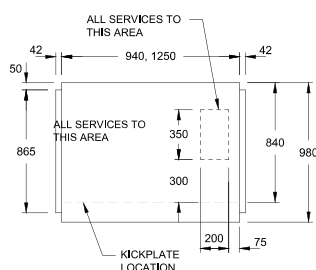
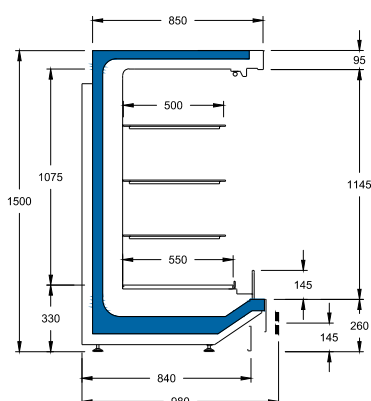


**Height (mm):** 1170  
**Length excl. ends (mm):** 1250, 1875, 2500, 3750  
**Depth (mm):** 1080  
**Temperature Class:** 3M1 (-1°C to +5°C)

## MULTIDECK SELF SERVE HOT REMOTE MERCHANDISER



**PSH15E3X-nH**  
Self Serve Display Cabinet Hot


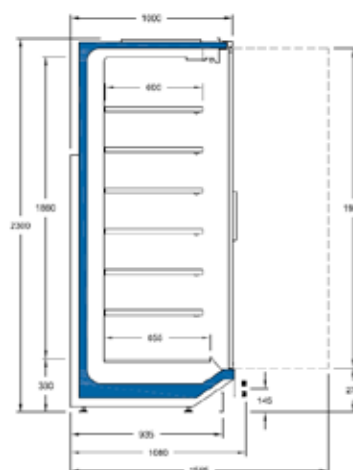


**Height (mm):** 1500  
**Length excl. ends (mm):** 940, 1250  
**Length including ends (mm):** 1024, 1334  
**Depth (mm):** 980  
**Temperature Class:** Hot (+65°C / +80°C)

## MULTIDECK LIQUOR



**PMM23F3R4**  
Multideck Liquor



**Height (mm):** 2300  
**Length excl. ends (mm):** 2500, 3750  
**Length including ends (mm):** 2584, 3834  
**Depth (mm):** 1080  
**Temperature Class:** 3M1

# Coolroom

Hussmann Coolroom Door and Insert Solutions offer cutting-edge options with both frameless and semi-frameless designs to meet the specific needs of businesses looking for advanced refrigeration solutions.

## Frameless Doors

The frameless doors provide a sleek and modern look while maximising visibility and accessibility within the coolroom.

## Semi-frameless Doors

The semi-frameless options offer a balance of aesthetics and functionality, providing durability and insulation while enhancing the overall design appeal of the coolroom.

Hussmann's innovative approach to door and insert solutions ensures that businesses can maintain optimal storage conditions while enhancing the efficiency and aesthetics of their refrigeration systems.



Full turnkey solution offering including measure, quote, supply, installation and commissioning.

Optional accessories include shelving, lighting and roller gravity feed

Seamless lineup with merchandisers





PSM16 Semi-Vertical  
Available heights: 1500mm, 1600mm







# Customisation

## OVERVIEW

No two stores are made the same. A tailored approach to refrigeration.



### Additional Shelving

Optional additional shelving, providing ample storage space for a wide range of products. Allows maximisation of storage capacity, easy access and optimal product display.



### Gravity Rollers

Shelf rollers and dividers offers enhanced convenience and organization. Allows easy separation and categorisation of different products, ensuring efficient stock management and effortless access for staff and customers.



### Gravity Mats & Dividers

Gravity mats and dividers improve efficiency and product flow. The mat has a wavy surface that allows products to slide down easily at an angle of 5° to 7°. Tilt your shelves slightly when using this system to achieve self-feeding when customers take products from the front. Install dividers on the mat by aligning them on the grid and pushing them in.




### Premium Lighting

Ability to equip with premium lighting options, enhancing product visibility and creating an attractive display. Ensures optimal illumination of products but also adds a touch of elegance and sophistication to the overall aesthetic. Select from a wide range of LED options from value to premium brands.



### Paint Colour

Various external powder coated colours are available for customisation to match the branding or interior design of the establishment. Allows businesses to create a cohesive and visually appealing look, seamlessly integrating the refrigeration unit into the overall ambiance of the space.



### Bumper

Bumper options are available, providing an extra layer of protection against accidental impacts. This customization feature helps to safeguard the unit from potential damage, ensuring its longevity and durability in busy commercial environments. Options include Rubber, Double Square Stainless, Double Rectangle Stainless, Double Round Stainless.


# Bumpers

## CUSTOMISATION



COMING  
SOON

SS Double Round  
Tube Bumper



SS Double Square  
Tube Bumper 25 X 25



SS Double Rectangle  
Tube Bumper 30 x 10










COMING  
SOON

SS Square  
Tube Bumper 50 x 10

# Shelving

## CUSTOMISATION

COLOR	DEPTH	PROFILE	SHELF FENCE
 <div><input type="checkbox"/> RAL 9003    <input checked="" type="checkbox"/> RAL 9005    <input type="checkbox"/> Stainless Steel</div>	410mm	30mm 	<div><input type="checkbox"/> Acrylic</div> <div><input type="checkbox"/> Wire</div>
	510mm		
	410mm	30mm 	
	460mm		
	510mm	30mm 	
	560mm		
SHELF PANEL-REINFORCED			

COLOR	DEPTH	PROFILE	SHELF FENCE
 <div><input type="checkbox"/> RAL 9003    <input checked="" type="checkbox"/> RAL 9005    <input type="checkbox"/> Stainless Steel</div>	300mm	<div>40mm</div> 	<div><input type="checkbox"/> Acrylic</div> <div><input type="checkbox"/> Wire</div>
	400mm		
	450mm		
	500mm		
	600mm		
	400mm	<div>40mm</div>  <div>SHELF PANEL-REINFORCED</div>	
	500mm		
	450mm		
	550mm		
	600mm		

COLOR	DEPTH	PROFILE	SHELF FENCE
<p> <input type="checkbox"/> RAL 9003              <input checked="" type="checkbox"/> RAL 9005              <input type="checkbox"/> Stainless Steel         </p>	400mm	30mm	<input type="checkbox"/> Acrylic <input type="checkbox"/> Wire
	500mm		



## Lighting

### CUSTOMISATION



#### Brightlight

TYPE	CANOPY /SHELF /FRAME	C.C.T (K)	LENGTH (mm)
	Canopy	4000	900
			1200
			1500
	Shelf	4000	900
			1200
			1500

**Note:** LEA and Nualight also available.



#### Jamicon Vertical LED / Two-Way LED

TYPE	CANOPY /SHELF /FRAME	C.C.T (K)	LENGTH (mm)
Vertical LED	Frame	5700	1500
		4000	1500
Two-Way LED		6500	1500
		5700	1100

## Doors

### CUSTOMISATION



#### Semi Frameless LT Temp Door design – Schott Slimline

- Slimline freezer door system offers maximum product visibility through large display areas and impressive energy efficiency with a highly attractive and customisable design.
- Reflection and condensation free and without bulky frames and fittings. It is built for an enhanced customer experience.
- The innovative frame design of the Skyline slimline freezer door reduces visual interruption by up to 50%.
- Freezer doors consume up to 40% less energy and reduces your carbon footprint

**Note:** Other door options available on request.



#### Fully Frameless Medium Temp Door design – Schott Skyline

- Supremely stylish all-glass look to suit the aesthetics of modern retail outlets.
- Extended glass doors optimize the view and add a spacious effect.
- Various options are available to adapt to your requirements.
- Energy-free doors available with Termofrost® Skyline Eco.
- High transparency and visibility deliver positive effects on sales in retail environment.



PGL20 Freezer  
Available heights: 2050mm, 2200mm







# Digital Technology Solutions

Revolutionising retail refrigeration management through cutting-edge technology.

## CaseConnect® DIGITAL PRODUCTS


**Enhance your energy efficiency with On Demand Defrost, Automated Drain Blockage Detection, and a suite of tailored features designed for precise monitoring and control of your refrigeration systems.**

Introducing Hussmann CaseConnect®, an advanced solution leveraging IoT (Internet of Things) and SaaS cloud technology to provide real-time monitoring and control of your refrigeration equipment. This ensures peak performance and significant energy savings.

With capabilities such as remote temperature monitoring, status updates, and predictive analytics, CaseConnect® empowers retailers to prevent costly breakdowns, enhance operational efficiency, reduce energy costs, and ensure food safety compliance providing a seamless and reliable refrigeration management solution.







## Save More. Waste Less. Sell More.

Amongst an array of features, CaseConnect® has the ability to detect and measure ice formation via the defrost mesh grill and initiate automatic defrost on demand — reducing energy consumption and savings on costs.

Pictured:  
Defrost mesh grill behind refrigerator

### Full range of CaseConnect® features:



#### Defrost On Demand IoT

- Maximise Equipment Uptime
- Avoid Unsafe Product Temp
- Automatic Ice Detection
- Increase case efficiency by minimising unnecessary defrost cycles



#### Fan IoT

- Early Detection of Abnormal Operation
- Avoid unsafe product temperatures and food wastage



#### Product Temperature IoT

- Monitor Case Temp in Real Time
- Prevent Product Wastage



#### Drain IoT

- Automatic Drain Blockage Detection
- Avoids poor Hygiene & Customer Impact



#### Door IoT

- Door Open Alarm
- Planogram Success Measure



#### People Counter IoT

- Insights of High Flow Areas
- Planogram Success Measure



#### Air Return Blockage IoT

- Return Air Block Alarm
- Optimize Performance



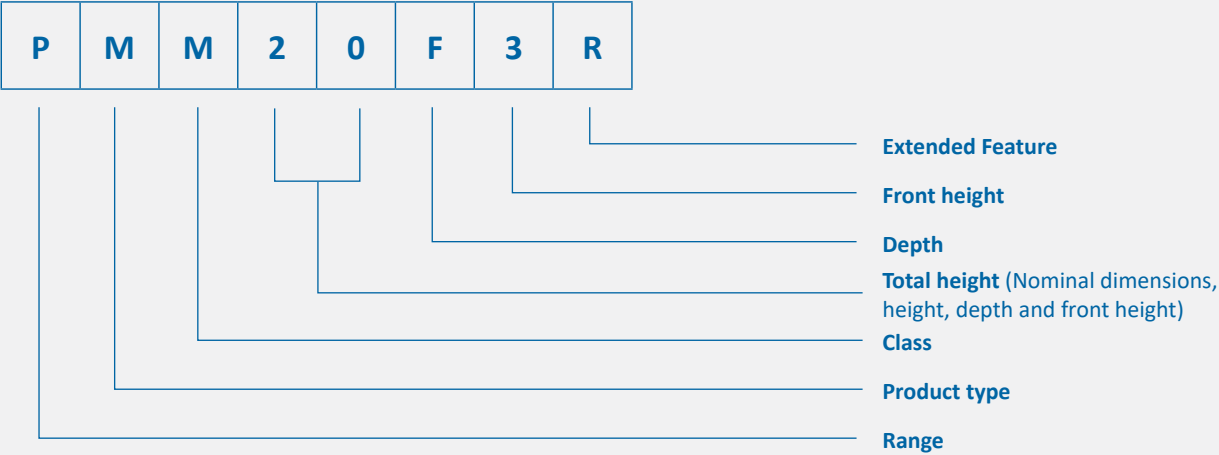
#### Night Blind IoT

- NB Open Alarm
- Fan Motor Energy Reductions



# Nomenclature Guide

Naming Convention example:  
**PMM20F3R** Multideck Door Dairy



RANGE		PRODUCT TYPE		CLASS		TOTAL HEIGHT (mm)			DEPTH (mm)		FRONT HEIGHT (mm)		EXTENDED FEATURE	
P	PEOPLE PLANET PERFORMANCE	M	Multi-Deck	A	Ambient Closed	0	9	900	A	500 (500<599)	1	100 (100<199)	P	REMOTE 3M1 Produce Config. Canopy lights only
		S	Semi-Vertical	B	Ambient Open	1	0	1000	B	600	2	200	R	REMOTE 3M1 or 3L1 with min. lights
		L	Island	K	Hot Closed	1	1	1100	C	700	3	300	S	SELF-CONTAINED
		D	Deli	H	Hot Open	1	2	1200	D	800	4	400	T	REMOTE 3M1 with max. lights & flat shelves (eg. dairy type config.)
		C	Coldplate	L	Low Temp Closed	1	3	1300	E	900	5	500	U	REMOTE 3M0 (or 3M1) with max. lights & angled shelves & mirror (eg. meat/produce config.) & also 3M0 only for lit flat shelves option.
		U	Mussel	J	Low Temp Open	1	4	1400	F	1000	6	600	V	REMOTE 3M2 or 3L3
		B	Combo	M	Med Temp Closed	1	5	1500	G	1100	7	700	W	WATER LOOP
		G	Glass Door Freezer	N	Med Temp Open	1	6	1600	H	1200	8	800	X	REMOTE 3H1 or 3H2 with max. lights
				P	Prep	1	7	1700	J	1300	9	900	Y	
				U	Hot Open / Med Temp Open	1	8	1800	K	1400	0	1000		
				V	Hot Closed / Med Temp Closed	1	9	1900						
				X	Med Temp Open/ Med Temp Closed	2	0	2000						
				Y	Med Temp Open/ Mid Temp Open	2	1	2100						
				W	Med Temp Closed/ Med Temp Closed	2	2	2200						
				Y	Low Temp Closed/ Med Temp Open	2	3	2300						
				Z	Low Temp Closed/ Open									



**PMN20** Multideck

\*Available heights: 2050mm, 2200mm, 2300mm

\*Available at a future date





# Notes

---

---

---

---

---

---

---

---

---

---

---

---

---

---

---

SCAN TO VIEW FULL  
P SERIES RANGE





# HUSSmann®

## AUSTRALIA

Head Office: **Sydney**  
66 Glendenning Road,  
Glendenning, NSW 2761  
Australia  
[hussmann.com.au](http://hussmann.com.au)

## NEW ZEALAND

Head Office: **Auckland**  
2-6 Niall Burgess Road,  
Mt Wellington, Auckland 1060  
New Zealand  
[mcalpinehussmann.co.nz](http://mcalpinehussmann.co.nz)

## CHINA

Head Office & Manufacturing: **Suzhou**  
Building No.7, 58 Li Jiang Road,  
Suzhou Science & Technology Town,  
Suzhou New District, Suzhou,  
P.R.China. 215153  
[hussmann.com.au](http://hussmann.com.au)

