

# HUSSMANN®

## SGN

SEMI-VERTICAL & SLIMLINE MULTIDECK  
SELF-CONTAINED



Innovating Climate Solutions for a Better Future





## ENGINEERED FOR PERFORMANCE AND PREMIUM MERCHANDISING

At Hussmann, we bring together a rich heritage of over a century of experience, combining quality design, engineering,

and precise manufacturing to deliver products that stand the test of time and offer a lower cost of ownership. Our commitment to sustainability and serving our communities has earned us the trust of long-standing customers, making us their go-to partner. As a proud member of the Panasonic family, we are grounded by deep values and dedicated to providing you with premium products that meet the highest standards of quality.



# SUSTAINABILITY



## Husmann Sustainability Program

Husmann’s sustainability focus drives its case design to prioritise energy efficiency, reduced environmental impact, and improved product lifespan, resulting in innovative and eco-friendly solutions for its customers. The Husmann ESG framework is based on four pillars.

### ESG Strategy

### Our Framework



# FEATURES



## BENEFITS

- ✓ Designed for flexibility, standalone, line-up and modular
- ✓ Durable and easy to clean
- ✓ Quiet operation with efficient EC fan motors
- ✓ Consistent temperature for food safety
- ✓ Flexible shelving layouts available with optional gravity feed solution
- ✓ Easy to install, service and maintenance
- ✓ Compliant to local standards (EEI and GEMS)
- ✓ Lower Total Cost of Ownership

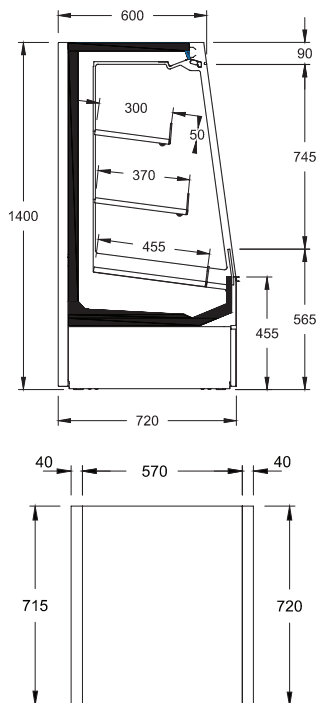
# SGN

## SLIMLINE MULTIDECK SELF-CONTAINED



### SGN141S

SEM-VERTICAL 1400MM

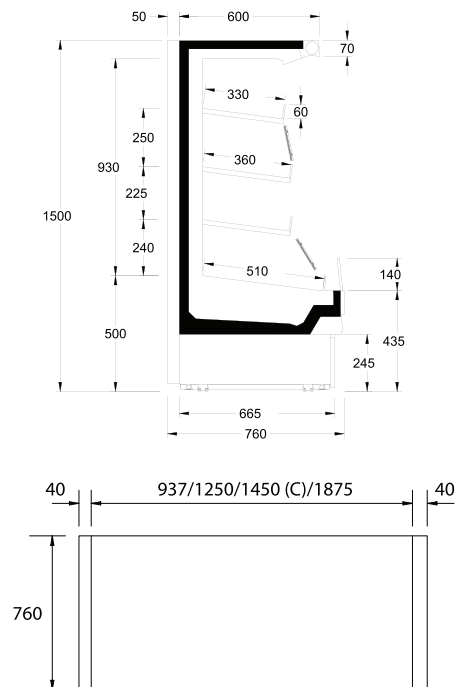


**Height:** 1400 mm  
**Width:** 570 mm  
**Width with ends:** 650mm  
**Ends:** 40mm  
**Depth:** 720 mm  
**Temp Class:** 3M1 (-1°C to +5°C)



### SGN152S

SEMI-VERTICAL OPEN 1500MM



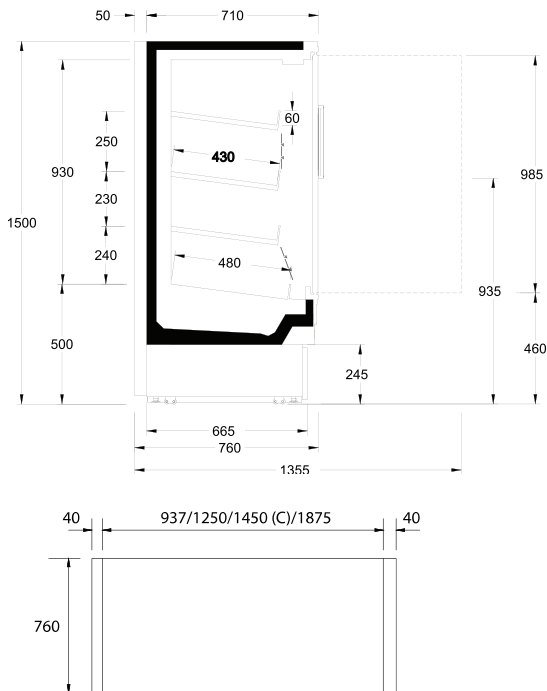
**Height:** 1500 mm  
**Width:** 937, 1250, 1450 (C), 1875mm  
**Width with ends:** 1017, 1330, 1530 (C), 1955mm  
**Ends:** 40mm  
**Depth:** 760 mm  
**Temp Class:** 3M1 (-1°C to +5°C)





## SGND153S

SEMI-VERTICAL HINGED DOOR 1500MM

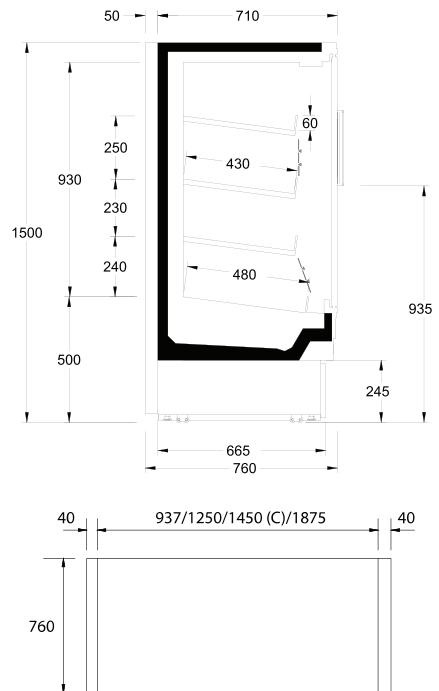


**Height:** 1500 mm  
**Width:** 937, 1250, 1450 (C), 1875mm  
**Width with ends:** 1017, 1330, 1530 (C), 1955mm  
**Ends:** 40mm  
**Depth:** 760 mm  
**Temp Class:** 3M1 (-1°C to +5°C)



## SGND153S

SEMI-VERTICAL SLIDING DOOR 1500MM



**Height:** 1500 mm  
**Width:** 937, 1250, 1450 (C), 1875mm  
**Width with ends:** 1017, 1330, 1530 (C), 1955mm  
**Ends:** 40mm  
**Depth:** 760 mm  
**Temp Class:** 3M1 (-1°C to +5°C)



# SGN


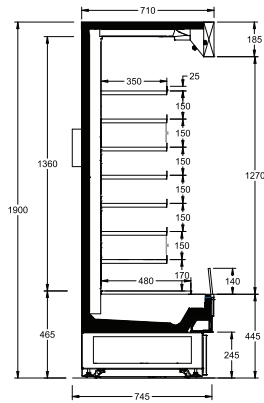
## SLIMLINE MULTIDECK SELF-CONTAINED



Coming Soon

### SGN192S

#### SLIMLINE MULTIDECK OPEN 1900MM



**Height:** 1900 mm

**Width:** 916, 1170mm

**Width with ends:** 996, 1250mm

**Ends:** 40mm

**Depth:** 760 mm

**Temp Class:** 3M1 (-1°C to +5°C)



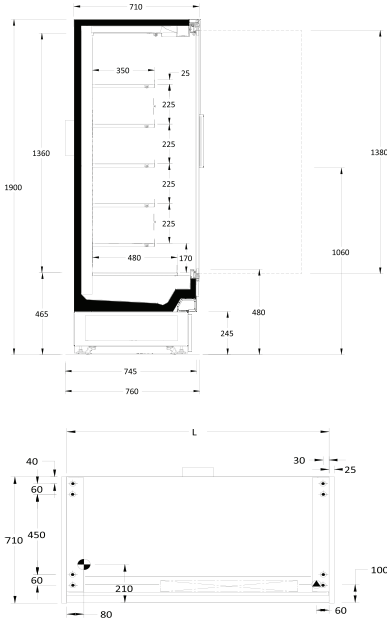




Coming  
Soon

## SGND193S

SLIMLINE MULTIDECK HINGED DOOR 1900MM



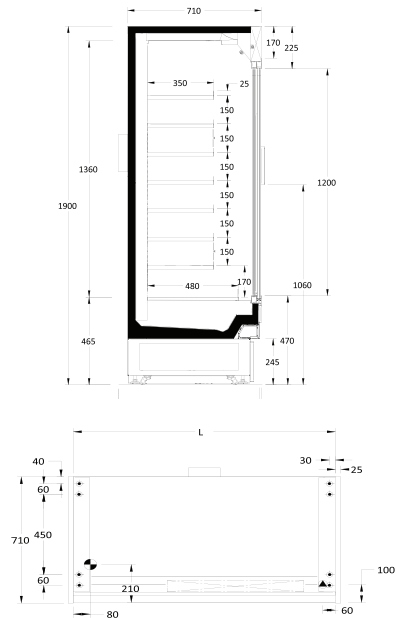
**Height:** 1900 mm  
**Width:** 916, 1170mm  
**Width with ends:** 996, 1250mm  
**Ends:** 40mm  
**Depth:** 760 mm  
**Temp Class:** 3M1 (-1°C to +5°C)



Coming  
Soon

## SGND193S

SLIMLINE MULTIDECK SLIDING DOOR 1900MM



**Height:** 1900 mm  
**Width:** 916, 1170mm  
**Width with ends:** 996, 1250mm  
**Ends:** 40mm  
**Depth:** 760 mm  
**Temp Class:** 3M1 (-1°C to +5°C)






## FEATURES




### Sliding Doors

Frameless, double glazed with e-coating on both panes. Gas strut closing. These doors slide horizontally to provide easy access to the contents of the chiller refrigeration unit, allowing for efficient and convenient retrieval of products.




### Hinged Doors

Frameless, double glazed with e-coating on both panes. Gas strut closing. These doors swing open on hinges, providing a wide opening for easy loading and unloading of products in the chiller refrigeration unit.




### Door Handle

Stylish wing style door handle allows users to open and close the doors of the chiller refrigeration unit, providing a secure and ergonomic grip for smooth operation.



### Night Blind

A night blind is a cover that can be pulled down over the front of the chiller refrigeration unit during non-business hours. It helps to conserve energy by reducing heat transfer and maintaining the desired temperature inside the unit.



### Solid Shelves

Painted solid shelving provides a flat surface for storing products. Ability to angle for better product visibility.



### Leveling Feet

Supplied with levelling feet as standard optional multi-directional lockable casters are available.

**Note:** SGN141S comes with rolled as standard.




The best therapy is taking a break in a beautiful place

TAKE YOUR *Big Adventures*

more than you can imagine

# YOUR STORE, YOUR WAY



## Additional Shelving

Optional additional shelving, providing ample storage space for a wide range of products. Allows maximisation of storage capacity, easy access and optimal product display.



## Gravity Rollers

Shelf rollers and dividers offers enhanced convenience and organization. Allows easy separation and categorisation of different products, ensuring efficient stock management and effortless access for staff and customers.




## Gravity, Slip Mats & Dividers

Gravity mats and dividers improve efficiency and product flow. The mat has a wavy surface that allows products to slide down easily at an angle of 5° to 7°. Tilt your shelves slightly when using this system to achieve self-feeding when customers take products from the front. Install dividers on the mat by aligning them on the grid and pushing them in.



## Premium Lighting

Ability to equip with premium lighting options, enhancing product visibility and creating an attractive display. Ensures optimal illumination of products but also adds a touch of elegance and sophistication to the overall aesthetic. Select from a wide range of LED options from value to premium brands.



## Bumper Options

Bumper options are available, providing an extra layer of protection against accidental impacts. This customization feature helps to safeguard the unit from potential damage, ensuring its longevity and durability in busy commercial environments. Options include Rubber, Double Square Stainless, Double Rectangle Stainless, Double Round Stainless.



## Paint Colour

Various external powder coated colours are available for customisation to match the branding or interior design of the establishment. Allows businesses to create a cohesive and visually appealing look, seamlessly integrating the refrigeration unit into the overall ambiance of the space.



# BRANDING & DIGITAL OPTIONS



## Customised Decal Design

offers a unique way to showcase your brand by using durable and recyclable materials. With the ability to customise and affix decals at the factory level, you can ensure quick distribution and consistent branding across all your products.




## Coloured LED plinth lighting

is a great addition to high impulse areas of your store, as it allows for an extra focus on your products. By engaging customers with vibrant and eye-catching lighting, you can increase their interest and encourage more purchases.



## Electronic Shelf Labels

provide the flexibility of dynamic pricing, allowing you to easily update and change prices as needed. The new four colour tags also offer various customisation features, making it easier to highlight promotions, discounts, or other important information.



## Electronic Video Rails

are a fantastic tool for dynamic displays at the canopy or shelf edge. With the ability to showcase promotions and pricing information, you can effectively capture customers' attention and drive sales. This interactive and visually appealing feature adds an extra layer of engagement to your store.



## LED Displays

in-store marketing solution leveraging digital displays and sensors located at the shelf to deliver dynamic messages and call to actions when shoppers are considering buying products. Through automation and real-time monitoring of shopper engagement, retailers and brands can adjust their in-store campaigns to increase sales performance and achieve higher returns on ad spend. Additionally, retailers and brands are also able to save time and ensure campaigns are fully executed

# APPLICATIONS



**Dairy**



**Cheese**



**Milk**



**Drinks**



**Packaged Meat**



**Flower**



**Sandwich**



**Sushi**



**Juice**

**3M1 SUITABLE FOR FOOD AND BEVERAGE**



# HIGHLY FLEXIBLE



Can be used as a stand alone unit



Can be used in a line up



Can be used as an island, back to back configuration



Island configuration with crown end cabinets for maximum use of floor space



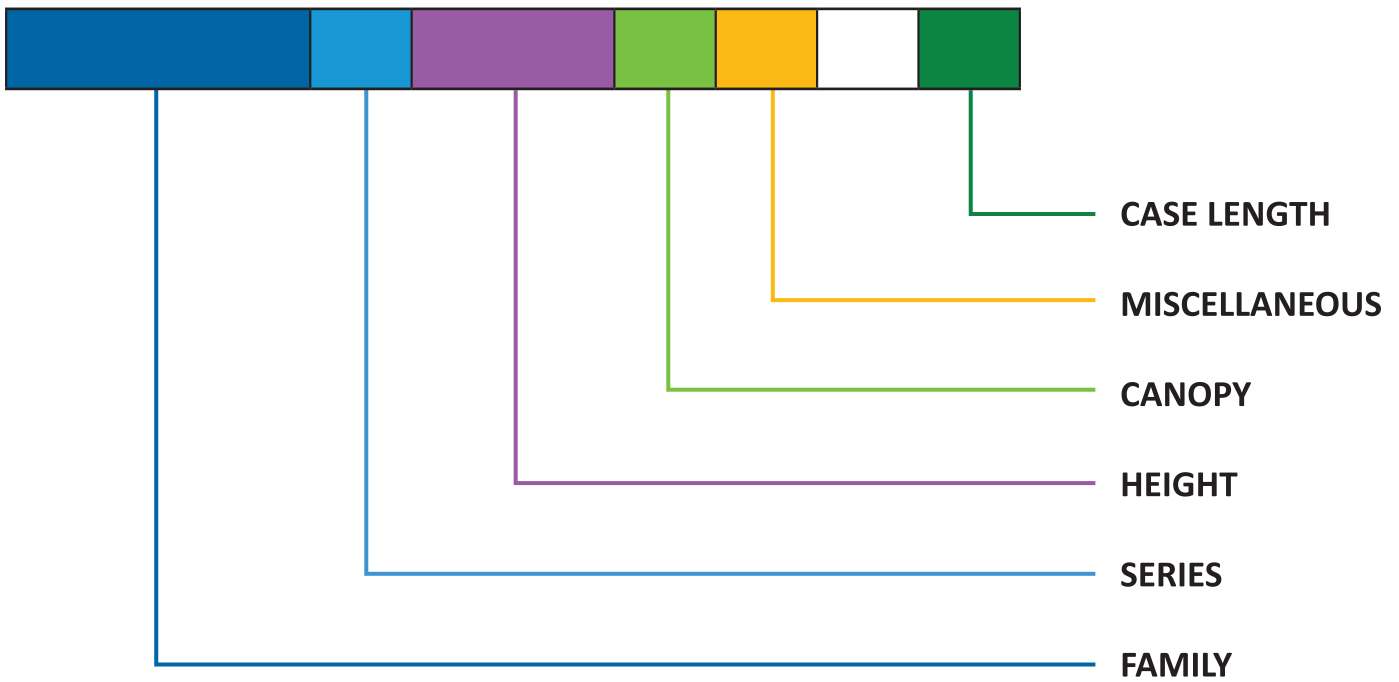
# NOMENCLATURE GUIDE

EXAMPLE:

SGND153S



<b>S</b>	<b>G</b>	<b>N</b>		<b>1</b>	<b>5</b>	<b>2</b>		<b>-</b>	<b>4</b>
----------	----------	----------	--	----------	----------	----------	--	----------	----------



Family		Series		Height(mm)		Depth of Canopy (mm)*		Miscellaneous	
<b>SGN</b>	<b>Semi-Vertical Chilled</b>	<b>D</b>	<b>Door</b>	<b>14</b>	<b>1400</b>	<b>1</b>	<b>100</b>	<b>S</b>	<b>Self-Contained</b>
				<b>15</b>	<b>1500</b>	<b>2</b>	<b>200</b>		
				<b>19</b>	<b>1900</b>	<b>3</b>	<b>760</b>		

LENGTH (MM)	
<b>1</b>	<b>937</b>
<b>2</b>	<b>1250</b>
<b>3</b>	<b>1875</b>
<b>C</b>	<b>1450</b>

\* Guideline only for main models

# SPECIFICATIONS



SGN - SERIES - PLUG + PLAY MERCHANDISERS		SGN - SEMI - VERTICAL OPEN FRONT				
		SGN141S	SGN152S-1	SGN152S-2	SGN152S-3	SGN152S-C
MODEL PRODUCT CODE		SGN141S V2	SGN152S 10-1AA8A	SGN152S 20-1AA8A	SGN152S 30-1AB7A	SGN152S C0-1AA8A
<b>SYSTEM</b>						
Refrigeration Settings [ISO 23953 temperature test for Climate Class 3 (+25°C/60%RH)]						
Class & Refrigerant Details	Product Temperature Class	3M1	3M1	3M1	3M1	3M1
	Refrigerant Type	R290	R290	R290	R448A	R290
	Refrigerant Charge (g)	142 (g)	150 (g)	150 (g)	1750 (g)	150 (g)
Refrigeration System	Refrigeration - Ventilated (RV) or Static (RS)	RV	RV	RV	RV	RV
Defrost	Defrost Off Cycle - #/day x termination °C	8	8 x + 6°C	8 x + 8°C	8 x + 5°C	8 x + 5°C
	Defrost and failsafe minutes	25 mins	40 mins	30 mins	30 mins	30 mins
Air Temperature regulation	Cut - Out	+ 0	-1.5	-3.3	-2.2	-1.8
	Cut - In	+ 6.0	+1.5	+0.5	+0.5	+1.2
Cabinet Ventilation	Air Inlet - Fresh air in	Front Grill	Front Grill	Front Grill	Front Grill	Front Grill
	Air Outlet - Exhaust Air Out	Rear Base	Rear Duct to Top	Rear Duct to Top	Rear Duct to Top	Rear Duct to Top
Refrigeration Rating (ø24-def per AS1731, Test 1, Climate Class 3)						
Refrigeration	ø24-def - single cabinet system, Watts (W)	781 (w)	1280 (w)	1706 (w)	2559 (w)	1979 (w)
<b>ELECTRICAL</b>						
<b>Electrical Data</b>						
Power Supply	Cabinet- V / Ph / Hz	240V / 1Ph / 50Hz	240V / 1Ph / 50Hz	240V / 1Ph / 50Hz	240V / 1Ph / 50Hz	240V / 1Ph / 50Hz
	LED Lighting (v)	24v	24v	24v	24v	24v
Lights LED	CANOPY Quantity	Standard	Standard	Standard	Standard	Standard
	UNDERSHELF Lights Quantity	Optional	Optional	Optional	Optional	Optional
Condensing Unit	Condensing Unit - Model	Embraco EMX6210U	Embraco NEX 6222UA x1	SECOP SCE21 MNX x1	Embraco EHU6212U x1	SECOP SCE21 MNX x1
	Unit Rated Load, Amps (a)	2.4 (a)	2.4 (a)	3.3 (a)	2.26 (a)	3.5 (a)
Heater	Wattage Pan Heater	Nil (passive)	Nil (passive)	Nil (passive)	Nil (passive)	Nil (passive)
	Total Heaters , Amps (a)	-	-	-	-	-
Cabinet Total	Total load, Amps (a)	2.6 (a)	3.3 (a)	3.8 (a)	1.96 (a)	4.0 (a)
Connection	3 Pin General Power Outlet, amps (a)	10 (a)	10 (a)	10 (a)	10 (a)	10 (a)
	Power lead length from exit point (m)	2.8 (m)	3 (m)	3 (m)	3 (m)	3 (m)
<b>EEL (ISO 23953, Product Class 3M1)</b>						
Cab. Type	EEL Cabinet Classification	IRV	IRV	IRV	IRV	IRV
TDA	Total Display Area M2	0.553	0.907	1.210	1.815	1.404
"DEC (TEC)"	Direct Daily Energy Consumption / Total Energy Consumption	7.68	10.84	12.62	24.62	12.6
EEL	EEL percentage	54%	59%	60%	94%	57.69%
	EEL Stars	4	3	3	2	4
	EEL Registration	ARC1913	ARC2256	ARC2255	ARC2215	ARC2532
(1) Appropriate adjustments to the refrigeration setting parameters may be required to suit actual store conditions if they vary from Climate Class 3.						
<b>CABINETS</b>						
<b>Cabinet Information</b>						
Closing System	Type	Open Front	Open Front	Open Front	Open Front	Open Front
	Cabinet Closing System	Manual Blind	Manual Blind	Manual Blind	Manual Blind	Manual Blind
Lights LED	CANOPY Light - LED	Standard	Standard	Standard	Standard	Standard
	UNDERSHELF Lights- LED Quantity	Optional	Optional	Optional	Optional	Optional



SGND - SEMI - VERTICAL HINGED & SLIDING GLASS DOOR				SGN MULTIDECK HINGED GLASS DOOR		SGN MULTIDECK SLIDING GLASS DOOR	
SGND153S-1	SGND153S-2	SGND153S-3	SGND153S-C	SGND193S-1	SGND193S-2	SGND153S-1	SGND153S-2
Hinged Door 104-1AB7A	SGND153S 204-1AA8A	SGND153S 304-1AA8A	SGND153S C04-1AA8A				
Sliding Door 105-1AA8A	Sliding Door 205-1AA8A	Sliding Door 305-1AA8A	Sliding Door C05-1AA8A				
3M1	3M1	3M1	3M1	3M2	3M2	3M2	3M2
R290	R290	R290	R290	R290	R290	R290	R290
105 (g)	110 (g)	150 (g)	140 (g)	100 (g)	120 (g)	100 (g)	120 (g)
RV	RV	RV	RV	RV	RV	RV	RV
8 x +5°C	6 x +8°C	8 x +5°C	8 x +5°C	8 x +8°C	8 x +8°C	8 x +8°C	8 x +8°C
40 mins	70 mins	40 mins	40 mins	60 mins	60 mins	60 mins	60 mins
-3.5	+0.5	+1.0	+0.5	+1.8	+1.8	+1.8	+1.8
+1.0	+2.0	+2.0	+1.0	3.8	3.8	3.8	3.8
Front Grill	Front Grill	Front Grill	Front Grill	Front Grill	Front Grill	Front Grill	Front Grill
Rear Duct to Top	Rear Duct to Top	Rear Duct to Top	Rear Duct to Top	Rear	Rear	Rear	Rear
640 (w)	853 (w)	1280 (w)	990 (w)	430 (w)	550 (w)	430 (w)	550 (w)
240V / 1Ph / 50hZ	240V / 1Ph / 50hZ	240V / 1Ph / 50hZ	240V / 1Ph / 50hZ	240V / 1Ph / 50hZ	240V / 1Ph / 50hZ	240V / 1Ph / 50hZ	240V / 1Ph / 50hZ
24v	24v	24v	24v	24v	24v	24v	24v
Standard	Standard	Standard	Standard	Standard	Standard	Standard	Standard
Optional	Optional	Optional	Optional	Optional	Optional	Optional	Optional
Embraco EMX 3134U x1	Embraco EHU 6212U x1	Embraco EMX 3134U x1	Embraco EMX 3134U x1	Embraco EM2X3121U x1	Embraco EM2X3121U x1	Embraco EM2X3121U x1	Embraco EM2X3121U x1
1.37 (a)	1.37 (a)	2.26 (a)	1.39 (a)	0.8 (a)	0.85 (a)	0.8 (a)	0.85 (a)
Nil (passive)	Nil (passive)	Nil (passive)	Nil (passive)	Nil (passive)	Nil (passive)	Nil (passive)	Nil (passive)
-	-	-	-	-	-	-	-
1.87 (a)	1.87 (a)	1.96 (a)	3.03 (a)	1.2 (a)	1.25 (a)	1.2 (a)	1.25 (a)
10 (a)	10 (a)	10 (a)	10 (a)	10 (a)	10 (a)	10 (a)	10 (a)
3 (m)	3 (m)	3 (m)	3 (m)	3 (m)	3 (m)	3 (m)	3 (m)
IRV	IRV	IRV	IRV	IRV	IRV	IRV	IRV
0.865	1.154	1.731	1.338	1.96	2.27	1.96	2.27
5.26	6.29	7.296	6.36	5.37	5.51	5.37	5.51
30%	31%	28%	28%	-	-	-	-
6	6	6	6	-	-	-	-
ARC2298	ARC2260	ARC2262	ARC2261	-	-	-	-
Glass Door	Glass Door	Glass Door	Glass Door	Glass Door	Glass Door	Glass Door	Glass Door
Hinged	Hinged	Hinged	Hinged	Hinged	Hinged	Sliding	Sliding
Standard	Standard	Standard	Standard	Standard	Standard	Standard	Standard
Optional	Optional	Optional	Optional	Optional	Optional	Optional	Optional

# SPECIFICATIONS



		SGN - SERIES - PLUG + PLAY MERCHANDISERS	SGN - SEMI - VERTICAL OPEN FRONT				
			SGN141S	SGN152S-1	SGN152S-2	SGN152S-3	SGN152S-C
		MODEL PRODUCT CODE	SGN141S V2	SGN152S 10-1AA8A	SGN152S 20-1AA8A	SGN152S 30-1AB7A	SGN152S C0-1AA8A
CABINETS	External Dimensions	Length Inc end panels mm	650 mm	1017mm	1330mm	1955 mm	1530 mm
		Height mm	1400 mm	1500 mm	1500 mm	1500 mm	1500 mm
		Depth mm	720 mm	760 mm	760 mm	760 mm	760 mm
		Floor Area (m2)	0.46 m2	0.78 m2	1.01 m2	1.49 m2	1.17 m2
	Dimensional Tolerances	Before Installing cabinets allow for the following dimennsional tolerances					
		Less than 1m (+ /- 5mm)   More than 1m (+ /- 5mm to +10mm)   Cabinet end walls and joints (+15mm)					
	Internal Dimensions	Length mm	570 mm	937 mm	1250 mm	1875 mm	1450 mm
		Height mm	745 mm	930 mm	930 mm	930 mm	930 mm
		Depth mm	455 mm	510 mm	510 mm	510 mm	510 mm
	Shelves	Display Levels (Shelves + Base)	2 + 1	3 + 1	3 + 1	3 + 1	3 + 1
		Shelf Depth mm	300   370   455 mm	330   2 x 360   510 mm	330   2 x 360   510 mm	330   2 x 360   510 mm	330   2 x 360   510 mm
		Shelf Width mm	570 mm	937 mm	1250 mm	1875 (mm)	1450 mm
		Shelf Product Stops	Perspex (50 mm)	Perspex (60mm)	Perspex (60mm)	Perspex (60mm)	Perspex (60mm)
		Shelf Adjustable Brackets	7.5 0	00   7.5 0	00   7.5 0	00   7.5 0	00   7.5 0
		Shelf Material	Powder-coated Flat Galvanised Steel	Powder-coated Flat Galvanised Steel	Powder-coated Flat Galvanised Steel	Powder-coated Flat Galvanised Steel	Powder-coated Flat Galvanised Steel
	Condensing Unit Location	Top or Bottom Mount	Bottom Mount Fixed Split	Bottom Mount Fixed Split	Bottom Mount Fixed Split	Bottom Mount Fixed Split	Bottom Mount Fixed Split
	Base Options	Castors - Lockable (Optional)	Optional	Optional	Optional	Optional	Optional
		Diirectional Rollers + Wind down Stabiliser	Standard	Not Available	Not Available	Not Available	Not Available
		Feet - Leveling Type	Optional	Standard	Standard	Standard	Standard
	Ventilation Requirements	Top (mm)	100	100	100	100	100
Sides (mm)		Not Required	Not Required	Not Required	Not Required	Not Required	
Back (mm)		50	50	50	50	50	
Bottom (mm)		20	20	20	20	20	
LOGISTICS	Logistics	Dimensions - Packaged L x D x H	860 x 740 x 1660	1087 x 900 x 1680	1400 x 900 x 1680	2025 x 900 x 1680	1600 x 900 x 1680
		Volume- Cubic Metres m3	1.06 (m3)	1.64 (m3)	2.11 (m3)	3.06 (m3)	2.42 (m3)
		Loading - per 20 / 40' Container	21   42	11   26	10   21	6   13	7   14
	Weight	Packaged Gross Weight (kg)	176 (kg)	250 (kg)	310 (kg)	350 (kg)	360 (kg)
		Unpackaged Net Weight (kg)	150 (kg)	180 (kg)	220 (kg)	320 (kg)	250 (kg)
		Bottle / Can Capacity					
BOTTLES / CANS	330 / 355ml Can	Based on 76mm - Facing & Can Qty	7 / 84	12 / 216	16 / 288	23 / 414	19 / 342
	600ml PET Bottle	Based on 76mm - Facing & Bottle Qty	7 / 84	12 / 216	16 / 288	23 / 414	19 / 342
	250ml Tall Slim Can	Based on 67 mm Can - Facing & Can QTY	8 / 120	13 / 273	18 / 378	26 / 546	21 / 441



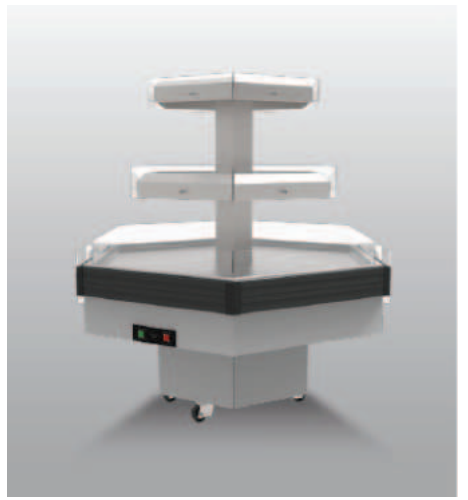
SGND - SEMI - VERTICAL HINGED & SLIDING GLASS DOOR				SGN MULTIDECK HINGED GLASS DOOR		SGN MULTIDECK SLIDING GLASS DOOR	
SGND153S-1	SGND153S-2	SGND153S-3	SGND153S-C	SGND193S-1	SGND193S-2	SGND153S-1	SGND153S-2
Hinged Door 1Q4-1AB7A	SGND153S 2Q4-1AA8A	SGND153S 3Q4-1AA8A	SGND153S CQ4-1AA8A				
Sliding Door 1Q5-1AA8A	Sliding Door 2Q5-1AA8A	Sliding Door 3Q5-1AA8A	Sliding Door CQ5-1AA8A				
1017 mm	1330 mm	1955 mm	1530 mm	966 mm	1220 mm	966 mm	1220 mm
1500 mm	1500 mm	1500 mm	1500 mm	1900 mm	1900 mm	1900 mm	1900 mm
760 mm	760 mm	760 mm	760 mm	710 mm	710 mm	710 mm	710 mm
0.78 m2	1.01 m2	1.49 m2	1.17 m2	0.686 m2	0.866 m2	0.686 m2	0.866 m2
937 mm	1250 mm	1875mm	1450 mm	906 mm	1160 mm	906 mm	1160 mm
930 mm	930 mm	930 mm	930 mm	1360 mm	1360 mm	1360 mm	1360 mm
480 mm	480 mm	480 mm	480 mm	480 mm	480 mm	480 mm	480 mm
3 + 1	3 + 1	3 + 1	3 + 1	7 + 1	7 + 1	7 + 1	7 + 1
3 x 430   1 x 480 mm	3 x 430   1 x 480 mm	3 x 430   1 x 480 mm	3 x 430   1 x 480 mm	7 x 350   1 x 480 mm	7 x 350   1 x 480 mm	7 x 350   1 x 480 mm	7 x 350   1 x 480 mm
937 mm	1250 mm	1875 mm	1450 mm	906 mm	1160 mm	906 mm	1160 mm
Perspex (60mm)	Perspex (60mm)	Perspex (60mm)	Perspex (60mm)	Perspex (60 mm)	Perspex (60mm)	Perspex (60mm)	Perspex (60mm)
00   7.5 0	00   7.5 0	00   7.5 0	00   7.5 0	00	00	00	00
Powder-coated Flat Galvanised Steel	Powder-coated Flat Galvanised Steel	Powder-coated Flat Galvanised Steel	Powder-coated Flat Galvanised Steel	Powder-coated Flat Galvanised Steel	Powder-coated Flat Galvanised Steel	Powder-coated Flat Galvanised Steel	Powder-coated Flat Galvanised Steel
Bottom Mount Fixed Split	Bottom Mount Fixed Split	Bottom Mount Fixed Split	Bottom Mount Fixed Split	Bottom Mount Fixed Split	Bottom Mount Fixed Split	Bottom Mount Fixed Split	Bottom Mount Fixed Split
Optional	Optional	Optional	Optional	Optional	Optional	Optional	Optional
Not Available	Not Available	Not Available	Not Available	Not Available	Not Available	Not Available	Not Available
Standard	Standard	Standard	Standard	Standard	Standard	Standard	Standard
100	100	100	100	100	100	100	100
Not Required	Not Required	Not Required	Not Required	Not Required	Not Required	Not Required	Not Required
50	50	50	50	50	50	50	50
20	20	20	20	20	20	20	20
1087 x 900 x 1680	1400 x 900 x 1680	2025 x 900 x 1680	1600 x 900 x 1680	1077 x 890 x 2040	1390 x 890 x 2040	1077 x 890 x 2040	1390 x 890 x 2040
1.64 (m3)	2.11(m3)	3.06 (m3)	2.42 (m3)	1.95 (m3)	2.52 (m3)	1.95 (m3)	2.52 (m3)
11   26	10   21	6   13	7   14	11   26	10   21	11   26	10   21
290 (kg)	350 (kg)	490 (kg)	400 (kg)	270 (kg)	320 (kg)	270 (kg)	320 (kg)
220 (kg)	260 (kg)	360 (kg)	390 (kg)	210 (kg)	240 (kg)	210 (kg)	240 (kg)
12 / 216	16 / 288	23 / 414	19 / 342	11 / 374	15 / 510	11 / 374	15 / 510
12 / 216	16 / 288	23 / 414	19 / 342	11 / 374	15 / 510	11 / 374	15 / 510
13 / 273	18 / 378	26 / 546	21 / 441	13   533	17   697	13   533	17   697











# HUSSMANN®

## AUSTRALIA

Head Office: **Sydney**

**Address:** 66 Glendenning Road, Glendenning,  
NSW 2761 Australia

**Web:** [hussmann.com.au](http://hussmann.com.au)

## CHINA

Head Office & Manufacturing: **Suzhou**

**Address:** Building No.7, 58 Li Jiang Road,  
Suzhou Science & Technology Town, Suzhou  
New District, Suzhou, P.R. China. 215153

**Web:** [hussmann.com.au](http://hussmann.com.au)